



[To view a Funds Summary Prospectus click on the Fund name below](#)

[Click here to view the Fund's Statement of Additional Information](#)

Calvert VP S&P 500[®] Index Portfolio

Calvert VP S&P MidCap 400[®] Index Portfolio

Class F Shares Class I Shares

Calvert VP Nasdaq 100 Index Portfolio

Class F Shares Class I Shares

Calvert VP Russell 2000[®] Small Cap Index Portfolio

Class F Shares Class I Shares

Calvert VP EAFE International Index Portfolio

Class F Shares Class I Shares

Calvert VP Investment Grade Bond Index Portfolio

Class F Shares Class I Shares

Prospectus Dated

May 1, 2021

The Securities and Exchange Commission ("SEC") has not approved or disapproved these securities or determined if this Prospectus is truthful or complete. Any representation to the contrary is a criminal offense.

This Prospectus contains important information about the Funds and the services available to shareholders. Please save it for reference.

Table of Contents

Fund Summaries	3
Calvert VP S&P 500 [®] Index Portfolio.....	8
Calvert VP S&P MidCap 400 [®] Index Portfolio	13
Calvert VP Nasdaq 100 Index Portfolio	11
Calvert VP Russell 2000 [®] Small Cap Index Portfolio.....	15
Calvert VP EAFE International Index Portfolio.....	19
Calvert VP Investment Grade Bond Index Portfolio.....	23
Investment Objectives & Principal Policies and Risks	29
Management and Organization.....	40
Valuing Shares	41
Purchasing and Redeeming Shares	41
Potential Confilcts of Interest	44
Additional Tax Information	46
Disclaimers	46
Financial Highlights	49
Calvert VP S&P 500 [®] Index Portfolio.....	49
Calvert VP S&P MidCap 400 [®] Index Portfolio	50
Calvert VP Nasdaq 100 Index Portfolio	51
Calvert VP Russell 2000 [®] Small Cap Index Portfolio.....	52
Calvert VP EAFE International Index Portfolio.....	53
Calvert VP Investment Grade Bond Index Portfolio.....	54

Fund Summaries

Calvert VP S&P 500[®] Index Portfolio

Investment Objective

Calvert VP S&P 500[®] Index Portfolio (the “Fund”) seeks investment results that correspond to the total return performance of U.S. common stocks, as represented by the S&P 500[®] Index.

Fees and Expenses of the Fund

This table does not reflect expenses and charges that are, or may be, imposed under your variable annuity contract or variable life insurance separate account (“Variable Contract”) or qualified pension or retirement plan (“Qualified Plan”). If these fees and expenses were included, expenses shown would be higher. For information on these charges, please refer to the applicable Variable Contract prospectus, prospectus summary or disclosure statement. If you participate through a Qualified Plan, the table does not reflect direct expenses of the plan, and you should consult your administrator for more information.

This table describes the expenses you that may pay if you buy and hold shares of the Fund.

Shareholder Fees (fees paid directly from your investment)	
Maximum Sales Charge (load) Imposed on Purchases (as a percentage of offering price)	None
Maximum Deferred Sales Charge (load) (as a percentage of the lower of net asset value at purchase or redemption)	None
Annual Fund Operating Expenses (expenses you pay each year as a percentage of the value of your investment)	
Management Fees	0.30%
Distribution and Service (12b-1) Fees	None
Other Expenses	<u>0.13%</u>
Total Annual Fund Operating Expenses	0.43%
Expense Reimbursement ⁽¹⁾	<u>(0.15)%</u>
Total Annual Fund Operating Expenses After Expense Reimbursement	0.28%

⁽¹⁾ Calvert Research and Management (“CRM”) has agreed to reimburse the Fund’s expenses to the extent that its Total Annual Fund Operating Expenses exceed 0.28%. This expense reimbursement will continue through April 30, 2022. Any amendment to or termination of this reimbursement would require approval of the Board of Directors. The expense reimbursement relates to ordinary operating expenses only and does not include expenses such as: brokerage commissions, acquired fund fees and expenses of unaffiliated funds, borrowing costs (including borrowing costs of any acquired funds), taxes or litigation expenses. Amounts reimbursed may be recouped by CRM during the same fiscal year to the extent actual expenses are less than the contractual expense cap during such year.

Example. This Example is intended to help you compare the cost of investing in the Fund with the cost of investing in other mutual funds. The Example does not reflect expenses and charges which are, or may be, imposed under your Variable Contract or Qualified Plan. If these fees and expenses were included, expenses shown would be higher. The Example assumes that you invest \$10,000 in the Fund for the time periods indicated and then redeem all of your shares at the end of those periods. The Example also assumes that your investment has a 5% return each year, that the operating expenses remain the same and that any expense reimbursement arrangement remains in place for the contractual period. Although your actual costs may be higher or lower, based on these assumptions your costs would be:

	1 Year	3 Years	5 Years	10 Years
Fund Shares	\$29	\$123	\$226	\$528

Portfolio Turnover

The Fund pays transaction costs, such as commissions, when it buys and sells securities (or “turns over” the portfolio). A higher portfolio turnover rate may indicate higher transaction costs. These costs, which are not reflected in Annual Fund Operating Expenses or in the Example, affect the Fund’s performance. During the most recent fiscal year, the Fund’s portfolio turnover rate was 10% of the average value of its portfolio.

Principal Investment Strategies

The Fund seeks to track the total return of the securities composing the S&P 500[®] Index (the “Index”), taking into consideration redemptions, sales of additional shares, and other adjustments described below. Under normal circumstances, the Fund will invest at least 80% of its net assets (plus any borrowings for investment purposes) in investments with economic characteristics similar to the stocks represented in the Index.

The Index is an unmanaged index comprising common stocks of 500 large capitalization U.S. companies from several industrial sectors representing a significant portion of the market value of all stocks publicly traded in the U.S. As of December 31, 2020, the market capitalization of the S&P 500[®] companies ranged from \$4.2 billion to \$2.3 trillion with a weighted average market capitalization of \$489.3 billion. Market capitalizations of companies within the S&P 500[®] Index are subject to change. The Index is capitalization-weighted, meaning that companies with larger market capitalizations will contribute more to the Index's value than companies with smaller market capitalizations. Changes to the Index are made quarterly or on an as-needed basis. There is no annual or semi-annual reconstitution and changes in response to corporate actions and market developments can be made at any time. The Fund mirrors the Index's rebalancing process. The Fund is not sponsored, endorsed, sold or promoted by the S&P Dow Jones Indices LLC, a division of S&P Global.

The Fund will invest primarily in common stocks of the companies that compose the Index. The Fund uses a replication index method, investing in the common stock of each company in the Index in approximately the same proportion as represented in the Index itself. The Fund intends to concentrate its investments only to the extent that the Index does. While not required, the Fund will generally sell securities that the Index provider removes from the Index. The Fund may also invest in exchange-traded funds ("ETFs") that provide exposure to the Index. Derivatives, such as options, futures, and options on such futures that provide exposure to the stocks in the Index may be held by the Fund incidental to its main investment strategy in order to manage cash balances, to maintain liquidity, to meet shareholder redemptions, or to minimize trading costs. The Fund may also lend its securities.

Principal Risks

Market Risk. The value of investments held by the Fund may increase or decrease in response to economic, political, financial, public health crises (such as epidemics or pandemics) or other disruptive events (whether real, expected or perceived) in the U.S. and global markets. These events may negatively impact broad segments of businesses and populations and may exacerbate pre-existing risks to the Fund. The frequency and magnitude of resulting changes in the value of the Fund's investments cannot be predicted. Certain securities and other investments held by the Fund may experience increased volatility, illiquidity, or other potentially adverse effects in reaction to changing market conditions. Monetary and/or fiscal actions taken by U.S. or foreign governments to stimulate or stabilize the global economy may not be effective and could lead to high market volatility.

Equity Securities Risk. The value of equity securities and related instruments may decline in response to adverse changes in the economy or the economic outlook; deterioration in investor sentiment; interest rate, currency, and commodity price fluctuations; adverse geopolitical, social or environmental developments; issuer and sector-specific considerations; unexpected trading activity among retail investors; or other factors. Market conditions may affect certain types of stocks to a greater extent than other types of stocks. If the stock market declines in value, the value of the Fund's equity securities will also likely decline. Although prices can rebound, there is no assurance that values will return to previous levels.

Passive Investment Risk. The Fund is managed using a passive investment strategy and expects to hold common stocks of each company in the Index regardless of their current or projected performance. The Fund generally will not adjust its portfolio investments to attempt to take advantage of market opportunities or lessen the impact of a market decline or a decline in the performance of one or more issuers. Maintaining investments regardless of market conditions or the performance of individual investments could cause the Fund's return to be lower than if the Fund employed an active strategy. Unusual market events may increase market volatility and may cause the characteristics of the Index components to vary from those expected under normal circumstances.

Tracking Error Risk. Tracking error risk refers to the risk that the Fund's performance may not match or correlate to that of the Index it attempts to track, either on a daily or aggregate basis. Factors such as Fund expenses, imperfect correlation between the Fund's investments and the Index, rounding of share prices, changes to the composition of the Index, regulatory policies, high portfolio turnover rate and the use of leverage all contribute to tracking error. Tracking error risk may cause the Fund's performance to be less than expected.

Sector Risk. The Fund may invest a significant portion of its assets in one or more sectors, if the Index does so. As such, the value of Fund shares may be affected by events that adversely affect such sector(s), and may fluctuate more than that of a fund that invests more broadly.

ETF Risk. ETFs are subject to the risks of investing in the underlying securities or other investments. ETF shares may trade at a premium or discount to net asset value and are subject to secondary market trading risks. In addition, the Fund will bear a pro rata portion of the operating expenses of an ETF in which it invests. Other pooled investment vehicles generally are subject to risks similar to those of ETFs.

Derivatives Risk. The Fund's exposure to derivatives involves risks different from, or possibly greater than, the risks associated with investing directly in securities and other investments. The use of derivatives can lead to losses because of adverse movements in the price or value of the security, instrument, index, currency, commodity, economic indicator or event underlying a derivative ("reference instrument"), due to failure of a counterparty or due to tax or regulatory constraints. Derivatives may create leverage in the Fund, which represents a non-cash exposure to the underlying reference instrument. Leverage can increase both the risk and return

potential of the Fund. Derivatives risk may be more significant when derivatives are used to enhance return or as a substitute for a cash investment position, rather than solely to hedge the risk of a position held by the Fund. Use of derivatives involves the exercise of specialized skill and judgment, and a transaction may be unsuccessful in whole or in part because of market behavior or unexpected events. Changes in the value of a derivative (including one used for hedging) may not correlate perfectly with the underlying reference instrument. Derivative instruments traded in over-the-counter markets may be difficult to value, may be illiquid, and may be subject to wide swings in valuation caused by changes in the value of the underlying reference instrument. If a derivative's counterparty is unable to honor its commitments, the value of Fund shares may decline and the Fund could experience delays in the return of collateral or other assets held by the counterparty. The loss on derivative transactions may substantially exceed the initial investment, particularly when there is no stated limit on the Fund's use of derivatives. A derivative investment also involves the risks relating to the reference instrument underlying the investment.

Liquidity Risk. The Fund is exposed to liquidity risk when trading volume, lack of a market maker or trading partner, large position size, market conditions, or legal restrictions impair its ability to sell particular investments or to sell them at advantageous market prices. Consequently, the Fund may have to accept a lower price to sell an investment or continue to hold it or keep the position open, sell other investments to raise cash or abandon an investment opportunity, any of which could have a negative effect on the Fund's performance. These effects may be exacerbated during times of financial or political stress.

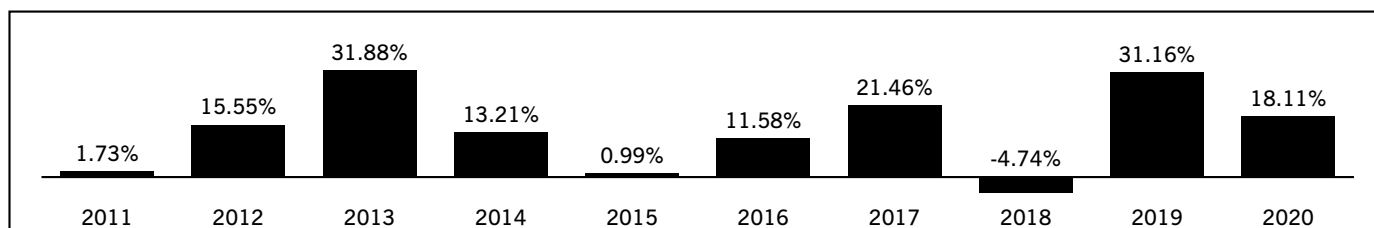
Securities Lending Risk. Securities lending involves a possible delay in recovery of the loaned securities or a possible loss of rights in the collateral if the borrower fails financially. The Fund could also lose money if the value of the collateral decreases.

General Fund Investing Risks. The Fund is not a complete investment program and there is no guarantee that the Fund will achieve its investment objective. It is possible to lose money by investing in the Fund. The Fund is designed to be a long-term investment vehicle and is not suited for short-term trading. Investors in the Fund should have a long-term investment perspective and be able to tolerate potentially sharp declines in value. Purchase and redemption activities by Fund shareholders may impact the management of the Fund and its ability to achieve its investment objective(s). In addition, the redemption by one or more large shareholders or groups of shareholders of their holdings in the Fund could have an adverse impact on the remaining shareholders in the Fund. The Fund relies on various service providers, including the investment adviser, in its operations and is susceptible to operational, information security and related events (such as public health crises, cyber or hacking attacks) that may affect the service providers or the services that they provide to the Fund. An investment in the Fund is not a deposit in a bank and is not insured or guaranteed by the Federal Deposit Insurance Corporation or any other government agency.

Performance

The following bar chart and table provide some indication of the risks of investing in the Fund by showing changes in the Fund's performance from year to year and how the Fund's average annual returns over time compare with those of a broad-based securities market index. The returns in the bar chart are for Fund shares and do not reflect any insurance-related expenses and charges under a Variable Contract or expenses related to a Qualified Plan. If such charges were reflected, the returns would be lower. Thus, you should not compare the Fund's returns directly with the performance of other products without taking into account all insurance-related charges and expenses payable under your Variable Contract or Qualified Plan. Past performance is not necessarily an indication of how the Fund will perform in the future.

CRM became the investment adviser to the Fund on December 31, 2016. Performance reflected prior to such date is that of the Fund's former investment adviser. The Fund's performance reflects the effects of expense reductions. Absent these reductions, performance would have been lower.



For the ten years ended December 31, 2020, the highest quarterly total return was 20.48% for the quarter ended June 30, 2020 and the lowest quarterly return was -19.69% for the quarter ended March 31, 2020.

Average Annual Total Return as of December 31, 2020	One Year	Five Years	Ten Years
Fund Return Before Taxes	18.11%	14.85%	13.48%
S&P 500® Index (reflects no deduction for fees, expenses or taxes)	18.40%	15.20%	13.87%

S&P Dow Jones Indices are a product of S&P Dow Jones Indices LLC (“S&P DJI”) and have been licensed for use. S&P[®] and S&P 500[®] are registered trademarks of S&P DJI,; Dow Jones[®] is a registered trademark of Dow Jones Trademark Holdings LLC (“Dow Jones”); S&P DJI, Dow Jones and their respective affiliates do not sponsor, endorse, sell or promote the Fund, will not have any liability with respect thereto and do not have any liability for any errors, omissions, or interruptions of the S&P Dow Jones Indices. Investors cannot invest directly in an Index.

Management

Investment Adviser. Calvert Research and Management (“CRM” or the “Adviser”).

Investment Sub-Adviser. Ameritas Investment Partners, Inc. (“AIP”).

Portfolio Manager. Kevin L. Keene, CFA, Portfolio Manager of AIP, has managed the Fund since November 2008.

For important information about purchase and sale of shares, taxes and insurance company and financial intermediary compensation, please turn to “Important Information Regarding Fund Shares” on page 28 of this Prospectus.

Calvert VP S&P MidCap 400[®] Index Portfolio

Investment Objective

Calvert VP S&P MidCap 400[®] Index Portfolio (the “Fund”) seeks investment results that correspond to the total return performance of U.S. common stocks, as represented by the S&P MidCap 400[®] Index.

Fees and Expenses of the Fund

This table does not reflect expenses and charges that are, or may be, imposed under your variable annuity contract or variable life insurance separate account (“Variable Contract”) or qualified pension or retirement plan (“Qualified Plan”). If these fees and expenses were included, expenses shown would be higher. For information on these charges, please refer to the applicable Variable Contract prospectus, prospectus summary or disclosure statement. If you participate through a Qualified Plan, the table does not reflect direct expenses of the plan, and you should consult your administrator for more information.

This table describes the expenses that you may pay if you buy and hold shares of the Fund.

Shareholder Fees (fees paid directly from your investment)	Class I	Class F
Maximum Sales Charge (load) Imposed on Purchases (as a percentage of offering price)	None	None
Maximum Deferred Sales Charge (load) (as a percentage of the lower of net asset value at purchase or redemption)	None	None
Annual Fund Operating Expenses (expenses you pay each year as a percentage of the value of your investment)	Class I	Class F
Management Fees	0.32%	0.32%
Distribution and Service (12b-1) Fees	None	0.20%
Other Expenses	0.13%	0.13%
Total Annual Fund Operating Expenses	0.45%	0.65%
Expense Reimbursement ⁽¹⁾	(0.12)%	(0.12)%
Total Annual Fund Operating Expenses After Expense Reimbursement	0.33%	0.53%

⁽¹⁾ Calvert Research and Management (“CRM”) has agreed to reimburse the Fund’s expenses to the extent that Total Annual Fund Operating Expenses exceed 0.33% for Class I shares and 0.53% for Class F shares. This expense reimbursement will continue through April 30, 2022. Any amendment to or termination of this reimbursement would require approval of the Board of Directors. The expense reimbursement relates to ordinary operating expenses only and does not include expenses such as: brokerage commissions, acquired fund fees and expenses of unaffiliated funds, borrowing costs (including borrowing costs of any acquired funds), taxes or litigation expenses. Amounts reimbursed may be recouped by CRM during the same fiscal year to the extent actual expenses are less than the contractual expense cap during such year.

Example. This Example is intended to help you compare the cost of investing in the Fund with the cost of investing in other mutual funds. The Example does not reflect expenses and charges which are, or may be, imposed under your Variable Contract or Qualified Plan. If these fees and expenses were included, expenses shown would be higher. The Example assumes that you invest \$10,000 in the Fund for the time periods indicated and then redeem all of your shares at the end of those periods. The Example also assumes that your investment has a 5% return each year, that the operating expenses remain the same and that any expense reimbursement arrangement remains in place for the contractual period. Although your actual costs may be higher or lower, based on these assumptions your costs would be:

	1 Year	3 Years	5 Years	10 Years
Class I shares	\$34	\$132	\$240	\$555
Class F shares	\$54	\$196	\$350	\$799

Portfolio Turnover

The Fund pays transaction costs, such as commissions, when it buys and sells securities (or “turns over” the portfolio). A higher portfolio turnover rate may indicate higher transaction costs. These costs, which are not reflected in Annual Fund Operating Expenses or in the Example, affect the Fund’s performance. During the most recent fiscal year, the Fund’s portfolio turnover rate was 20% of the average value of its portfolio.

Principal Investment Strategies

The Fund seeks to track the total return of the securities composing the S&P MidCap 400[®] Index (the “Index”), taking into consideration redemptions, sales of additional shares, and other adjustments described below. Under normal circumstances, the Fund will invest at least 80% of its net assets (plus any borrowings for investment purposes) in investments with economic characteristics similar to midcap stocks as represented in the Index.

The Index is an unmanaged index comprising common stocks of 400 mid-sized U.S. companies. As of December 31, 2020, the market capitalization of the Index companies ranged from \$1.5 billion to \$22.2 billion with a weighted average market capitalization of \$7.2 billion. Market capitalizations of companies within the S&P MidCap 400[®] Index are subject to change. The Index is capitalization-weighted, meaning that companies with larger market capitalizations will contribute more to the Index’s value than companies with smaller market capitalizations. Changes to the Index are made on a quarterly or an as-needed basis. There is no annual or semi-annual reconstitution and changes in response to corporate actions and market developments can be made at any time. The Fund mirrors the Index’s rebalancing process. The Fund is not sponsored, endorsed, sold or promoted by the S&P Dow Jones Indices LLC, a division of S&P Global.

The Fund will invest primarily in common stocks of the companies that compose the Index. The Fund uses a replication index method, investing in the common stock of each company in the Index in approximately the same proportion as represented in the Index itself. The Fund intends to concentrate its investments only to the extent that the Index does. While not required, the Fund will generally sell securities that the Index provider removes from the Index. The Fund may also invest in exchange-traded funds (“ETFs”) that provide exposure to the Index. Derivatives, such as options, futures, and options on such futures that provide exposure to the stocks in the Index may be held by the Fund incidental to its main investment strategy in order to manage cash balances, to maintain liquidity to meet shareholder redemptions, or minimize trading costs. The Fund may also lend its securities.

Principal Risks

Market Risk. The value of investments held by the Fund may increase or decrease in response to economic, political, financial, public health crises (such as epidemics or pandemics) or other disruptive events (whether real, expected or perceived) in the U.S. and global markets. These events may negatively impact broad segments of businesses and populations and may exacerbate pre-existing risks to the Fund. The frequency and magnitude of resulting changes in the value of the Fund’s investments cannot be predicted. Certain securities and other investments held by the Fund may experience increased volatility, illiquidity, or other potentially adverse effects in reaction to changing market conditions. Monetary and/or fiscal actions taken by U.S. or foreign governments to stimulate or stabilize the global economy may not be effective and could lead to high market volatility.

Equity Securities Risk. The value of equity securities and related instruments may decline in response to adverse changes in the economy or the economic outlook; deterioration in investor sentiment; interest rate, currency, and commodity price fluctuations; adverse geopolitical, social or environmental developments; issuer and sector-specific considerations; unexpected trading activity among retail investors; or other factors. Market conditions may affect certain types of stocks to a greater extent than other types of stocks. If the stock market declines in value, the value of the Fund’s equity securities will also likely decline. Although prices can rebound, there is no assurance that values will return to previous levels.

Passive Investment Risk. The Fund is managed using a passive investment strategy and expects to hold common stocks of each company in the Index regardless of their current or projected performance. The Fund generally will not adjust its portfolio investments to attempt to take advantage of market opportunities or lessen the impact of a market decline or a decline in the performance of one or more issuers. Maintaining investments regardless of market conditions or the performance of individual investments could cause the Fund’s return to be lower than if the Fund employed an active strategy. Unusual market events may increase market volatility and may cause the characteristics of the Index components to vary from those expected under normal circumstances.

Tracking Error Risk. Tracking error risk refers to the risk that the Fund’s performance may not match or correlate to that of the Index it attempts to track, either on a daily or aggregate basis. Factors such as Fund expenses, imperfect correlation between the Fund’s investments and the Index, rounding of share prices, changes to the composition of the Index, regulatory policies, high portfolio turnover rate and the use of leverage all contribute to tracking error. Tracking error risk may cause the Fund’s performance to be less than expected.

Smaller and Mid-Sized Company Risk. The stocks of smaller and mid-sized companies are generally subject to greater price fluctuations, limited liquidity, higher transaction costs and higher investment risk than the stocks of larger, more established companies. Such companies may have limited product lines, markets or financial resources, may be dependent on a limited management group, and may lack substantial capital reserves or an established performance record. There may be generally less publicly available information about such companies than for larger, more established companies. Stocks of these companies frequently have lower trading volumes making them more volatile and potentially more difficult to value.

Sector Risk. The Fund may invest a significant portion of its assets in one or more sectors, if the Index does so. As such, the value of Fund shares may be affected by events that adversely affect such sector(s), and may fluctuate more than that of a fund that invests more broadly.

ETF Risk. ETFs are subject to the risks of investing in the underlying securities or other investments. ETF shares may trade at a premium or discount to net asset value and are subject to secondary market trading risks. In addition, the Fund will bear a pro rata portion of the operating expenses of an ETF in which it invests. Other pooled investment vehicles generally are subject to risks similar to those of ETFs.

Derivatives Risk. The Fund's exposure to derivatives involves risks different from, or possibly greater than, the risks associated with investing directly in securities and other investments. The use of derivatives can lead to losses because of adverse movements in the price or value of the security, instrument, index, currency, commodity, economic indicator or event underlying a derivative ("reference instrument"), due to failure of a counterparty or due to tax or regulatory constraints. Derivatives may create leverage in the Fund, which represents a non-cash exposure to the underlying reference instrument. Leverage can increase both the risk and return potential of the Fund. Derivatives risk may be more significant when derivatives are used to enhance return or as a substitute for a cash investment position, rather than solely to hedge the risk of a position held by the Fund. Use of derivatives involves the exercise of specialized skill and judgment, and a transaction may be unsuccessful in whole or in part because of market behavior or unexpected events. Changes in the value of a derivative (including one used for hedging) may not correlate perfectly with the underlying reference instrument. Derivative instruments traded in over-the-counter markets may be difficult to value, may be illiquid, and may be subject to wide swings in valuation caused by changes in the value of the underlying reference instrument. If a derivative's counterparty is unable to honor its commitments, the value of Fund shares may decline and the Fund could experience delays in the return of collateral or other assets held by the counterparty. The loss on derivative transactions may substantially exceed the initial investment, particularly when there is no stated limit on the Fund's use of derivatives. A derivative investment also involves the risks relating to the reference instrument underlying the investment.

Liquidity Risk. The Fund is exposed to liquidity risk when trading volume, lack of a market maker or trading partner, large position size, market conditions, or legal restrictions impair its ability to sell particular investments or to sell them at advantageous market prices. Consequently, the Fund may have to accept a lower price to sell an investment or continue to hold it or keep the position open, sell other investments to raise cash or abandon an investment opportunity, any of which could have a negative effect on the Fund's performance. These effects may be exacerbated during times of financial or political stress.

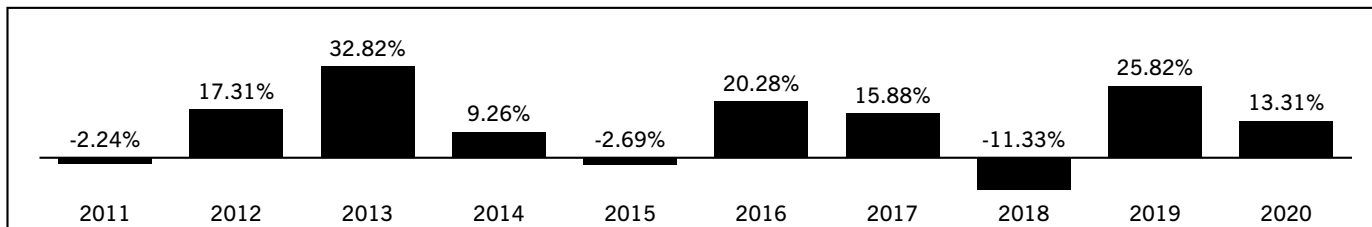
Securities Lending Risk. Securities lending involves a possible delay in recovery of the loaned securities or a possible loss of rights in the collateral if the borrower fails financially. The Fund could also lose money if the value of the collateral decreases.

General Fund Investing Risks. The Fund is not a complete investment program and there is no guarantee that the Fund will achieve its investment objective. It is possible to lose money by investing in the Fund. The Fund is designed to be a long-term investment vehicle and is not suited for short-term trading. Investors in the Fund should have a long-term investment perspective and be able to tolerate potentially sharp declines in value. Purchase and redemption activities by Fund shareholders may impact the management of the Fund and its ability to achieve its investment objective(s). In addition, the redemption by one or more large shareholders or groups of shareholders of their holdings in the Fund could have an adverse impact on the remaining shareholders in the Fund. The Fund relies on various service providers, including the investment adviser, in its operations and is susceptible to operational, information security and related events (such as public health crises, cyber or hacking attacks) that may affect the service providers or the services that they provide to the Fund. An investment in the Fund is not a deposit in a bank and is not insured or guaranteed by the Federal Deposit Insurance Corporation or any other government agency.

Performance

The following bar chart and table provide some indication of the risks of investing in the Fund by showing changes in the Fund's performance from year to year and how the Fund's average annual returns over time compare with those of a broad-based securities market index. The returns in the bar chart are for Class I shares and do not reflect any insurance-related expenses and charges under a Variable Contract or expenses related to a Qualified Plan. If such charges were reflected, the returns would be lower. Thus, you should not compare the Fund's returns directly with the performance of other products without taking into account all insurance-related charges and expenses payable under your Variable Contract or Qualified Plan. Past performance is not necessarily an indication of how the Fund will perform in the future.

CRM became the investment adviser to the Fund on December 31, 2016. Performance reflected prior to such date is that of the Fund's former investment adviser. The Fund's performance reflects the effects of expense reductions. Absent these reductions, performance would have been lower.



For the ten years ended December 31, 2020, the highest quarterly total return for Class I was 24.31% for the quarter ended December 31, 2020 and the lowest quarterly return was -29.79% for the quarter ended March 31, 2020.

Average Annual Total Return as of December 31, 2020	One Year	Five Years	Ten Years
Class I Return Before Taxes	13.31%	11.99%	11.05%
Class F Return Before Taxes	13.10%	11.72%	10.78%
S&P MidCap 400 [®] Index (reflects no deduction for fees, expenses or taxes)	13.66%	12.34%	11.50%

S&P Dow Jones Indices are a product of S&P Dow Jones Indices LLC (“S&P DJI”) and have been licensed for use. S&P[®] and S&P 500[®] are registered trademarks of S&P DJI; Dow Jones[®] is a registered trademark of Dow Jones Trademark Holdings LLC (“Dow Jones”); S&P DJI, Dow Jones and their respective affiliates do not sponsor, endorse, sell or promote the Fund, will not have any liability with respect thereto and do not have any liability for any errors, omissions, or interruptions of the S&P Dow Jones Indices. Investors cannot invest directly in an Index.

Management

Investment Adviser. Calvert Research and Management (“CRM” or the “Adviser”).

Investment Sub-Adviser. Ameritas Investment Partners, Inc. (“AIP”).

Portfolio Manager. Kevin L. Keene, CFA, Portfolio Manager of AIP, has managed the Fund since November 2008.

For important information about purchase and sale of shares, taxes and insurance company and financial intermediary compensation, please turn to “Important Information Regarding Fund Shares” on page 28 of this Prospectus.

Calvert VP Nasdaq 100 Index Portfolio

Investment Objective

Calvert VP Nasdaq 100 Index Portfolio (the “Fund”) seeks investment results that correspond to the investment performance of U.S. common stocks, as represented by the NASDAQ 100 Index.

Fees and Expenses of the Fund

This table does not reflect expenses and charges that are, or may be, imposed under your variable annuity contract or variable life insurance separate account (“Variable Contract”) or qualified pension or retirement plan (“Qualified Plan”). If these fees and expenses were included, expenses shown would be higher. For information on these charges, please refer to the applicable Variable Contract prospectus, prospectus summary or disclosure statement. If you participate through a Qualified Plan, the table does not reflect direct expenses of the plan, and you should consult your administrator for more information.

This table describes the expenses that you may pay if you buy and hold shares of the Fund.

Shareholder Fees (fees paid directly from your investment)	Class I	Class F
Maximum Sales Charge (load) Imposed on Purchases (as a percentage of offering price)	None	None
Maximum Deferred Sales Charge (load) (as a percentage of the lower of net asset value at purchase or redemption)	None	None
Annual Fund Operating Expenses (expenses you pay each year as a percentage of the value of your investment)	Class I	Class F
Management Fees	0.42%	0.42%
Distribution and Service (12b-1) Fees	None	0.25%
Other Expenses	0.18%	0.18%
Total Annual Fund Operating Expenses	0.60%	0.85%
Expense Reimbursement ⁽¹⁾	(0.12)%	(0.12)%
Total Annual Fund Operating Expenses After Expense Reimbursement	0.48%	0.73%

⁽¹⁾ Calvert Research and Management (“CRM”) has agreed to reimburse the Fund’s expenses to the extent that Total Annual Fund Operating Expenses exceed 0.48% for Class I shares and 0.73% for Class F shares. This expense reimbursement will continue through April 30, 2022. Any amendment to or termination of this reimbursement would require approval of the Board of Directors. The expense reimbursement relates to ordinary operating expenses only and does not include expenses such as brokerage commissions, acquired fund fees and expenses of unaffiliated funds, borrowing costs (including borrowing costs of any acquired funds), taxes or litigation expenses. Amounts reimbursed may be recouped by CRM during the same fiscal year to the extent actual expenses are less than the contractual expense cap during such year.

Example. This Example is intended to help you compare the cost of investing in the Fund with the cost of investing in other mutual funds. The Example does not reflect expenses and charges which are, or may be, imposed under your Variable Contract or Qualified Plan. If these fees and expenses were included, expenses shown would be higher. The Example assumes that you invest \$10,000 in the Fund for the time periods indicated and then redeem all of your shares at the end of those periods. The Example also assumes that your investment has a 5% return each year, that the operating expenses remain the same and that any expense reimbursement arrangement remains in place for the contractual period. Although your actual costs may be higher or lower, based on these assumptions your costs would be:

	1 Year	3 Years	5 Years	10 Years
Class I shares	\$49	\$180	\$323	\$ 739
Class F shares	\$75	\$259	\$460	\$1,038

Portfolio Turnover

The Fund pays transaction costs, such as commissions, when it buys and sells securities (or “turns over” the portfolio). A higher portfolio turnover rate may indicate higher transaction costs. These costs, which are not reflected in Annual Fund Operating Expenses or in the Example, affect the Fund’s performance. During the most recent fiscal year, the Fund’s portfolio turnover rate was 9% of the average value of its portfolio.

Principal Investment Strategies

The Fund seeks to track the total return of the securities composing the NASDAQ 100 Index (the “Index”), taking into consideration redemptions, sales of additional shares, and other adjustments described below. Under normal circumstances, the Fund will invest at least 80% of its net assets (plus any borrowings for investment purposes) in investments with economic characteristics similar to the stocks represented in the Index.

The Index is an unmanaged index comprising common stocks of the 100 largest domestic and international non-financial companies on the broader NASDAQ Composite Index based on market capitalization. As of December 31, 2020, the market capitalization of the Index companies ranged from \$17.2 billion to \$2.3 trillion with a weighted average market capitalization of \$777.2 billion. Market capitalizations of companies within the Nasdaq 100 Index are subject to change. The Index is modified capitalization-weighted, meaning that companies with larger market capitalizations will contribute more to the Index's value than a company whose securities have a smaller market capitalization. Except under extraordinary circumstances that may result in an interim evaluation, the Index is rebalanced quarterly, and its composition is reviewed on an annual basis. Replacements to Index constituents are made effective after the close of trading on the third Friday in December. The Fund mirrors the Index's rebalancing process. The Fund is not sponsored, endorsed, sold or promoted by The NASDAQ Group, Inc.

The Fund will invest primarily in common stocks of the companies that compose the Index. The Fund uses a replication index method, investing in the common stock of each company in the Index in approximately the same proportion as represented in the Index itself. The Fund intends to concentrate its investments only to the extent that the Index does. As of December 31, 2020, the Index was concentrated in the technology sector. While not required, the Fund will generally sell securities that the Index provider removes from the Index. The Fund may also invest in exchange-traded funds ("ETFs") that provide the same exposure to the Index. Derivatives, such as options and futures, and options on such futures that provide exposure to the stocks in the Index may be held by the Fund incidental to its main investment strategy in order to manage cash balances, to maintain liquidity to meet shareholder redemptions, or minimize trading costs. The Fund may also lend its securities.

The Fund is "non-diversified," which means it may hold securities of a smaller number of issuers and invest a greater percentage of its assets in a particular issuer than a "diversified" fund.

Principal Risks

Market Risk. The value of investments held by the Fund may increase or decrease in response to economic, political, financial, public health crises (such as epidemics or pandemics) or other disruptive events (whether real, expected or perceived) in the U.S. and global markets. These events may negatively impact broad segments of businesses and populations and may exacerbate pre-existing risks to the Fund. The frequency and magnitude of resulting changes in the value of the Fund's investments cannot be predicted. Certain securities and other investments held by the Fund may experience increased volatility, illiquidity, or other potentially adverse effects in reaction to changing market conditions. Monetary and/or fiscal actions taken by U.S. or foreign governments to stimulate or stabilize the global economy may not be effective and could lead to high market volatility .

Equity Securities Risk. The value of equity securities and related instruments may decline in response to adverse changes in the economy or the economic outlook; deterioration in investor sentiment; interest rate, currency, and commodity price fluctuations; adverse geopolitical, social or environmental developments; issuer and sector-specific considerations; unexpected trading activity among retail investors; or other factors. Market conditions may affect certain types of stocks to a greater extent than other types of stocks. If the stock market declines in value, the value of the Fund's equity securities will also likely decline. Although prices can rebound, there is no assurance that values will return to previous levels.

Passive Investment Risk. The Fund is managed using a passive investment strategy and expects to hold common stocks of each company in the Index regardless of their current or projected performance. The Fund generally will not adjust its portfolio investments to attempt to take advantage of market opportunities or lessen the impact of a market decline or a decline in the performance of one or more issuers. Maintaining investments regardless of market conditions or the performance of individual investments could cause the Fund's return to be lower than if the Fund employed an active strategy. Unusual market events may increase market volatility and may cause the characteristics of the Index components to vary from those expected under normal circumstances.

Tracking Error Risk. Tracking error risk refers to the risk that the Fund's performance may not match or correlate to that of the Index it attempts to track, either on a daily or aggregate basis. Factors such as Fund expenses, imperfect correlation between the Fund's investments and the Index, rounding of share prices, changes to the composition of the Index, regulatory policies, high portfolio turnover rate and the use of leverage all contribute to tracking error. Tracking error risk may cause the Fund's performance to be less than expected.

Issuer Diversification Risk. The Fund is "non-diversified," which means it may invest a greater percentage of its assets in the securities of a single issuer than a fund that is "diversified." Non-diversified funds may focus their investments in a small number of issuers, making them more susceptible to risks affecting such issuers than a more diversified fund might be.

Sector Risk. The Fund may invest a significant portion of its assets in one or more sectors, if the Index does so. As such, the value of Fund shares may be affected by events that adversely affect such sector(s), and may fluctuate more than that of a fund that invests more broadly.

Technology Sector Investing Risk. Because the Fund may concentrate its investments in companies in the technology sector, the value of Fund shares may be affected by events that adversely affect that sector, such as rapid changes in technology product cycles, product obsolescence, government regulation, and competition, and may fluctuate more than that of a fund that does not concentrate in technology-related companies.

ETF Risk. ETFs are subject to the risks of investing in the underlying securities or other investments. ETF shares may trade at a premium or discount to net asset value and are subject to secondary market trading risks. In addition, the Fund will bear a pro rata portion of the operating expenses of an ETF in which it invests. Other pooled investment vehicles generally are subject to risks similar to those of ETFs.

Derivatives Risk. The Fund's exposure to derivatives involves risks different from, or possibly greater than, the risks associated with investing directly in securities and other investments. The use of derivatives can lead to losses because of adverse movements in the price or value of the security, instrument, index, currency, commodity, economic indicator or event underlying a derivative ("reference instrument"), due to failure of a counterparty or due to tax or regulatory constraints. Derivatives may create leverage in the Fund, which represents a non-cash exposure to the underlying reference instrument. Leverage can increase both the risk and return potential of the Fund. Derivatives risk may be more significant when derivatives are used to enhance return or as a substitute for a cash investment position, rather than solely to hedge the risk of a position held by the Fund. Use of derivatives involves the exercise of specialized skill and judgment, and a transaction may be unsuccessful in whole or in part because of market behavior or unexpected events. Changes in the value of a derivative (including one used for hedging) may not correlate perfectly with the underlying reference instrument. Derivative instruments traded in over-the-counter markets may be difficult to value, may be illiquid, and may be subject to wide swings in valuation caused by changes in the value of the underlying reference instrument. If a derivative's counterparty is unable to honor its commitments, the value of Fund shares may decline and the Fund could experience delays in the return of collateral or other assets held by the counterparty. The loss on derivative transactions may substantially exceed the initial investment, particularly when there is no stated limit on the Fund's use of derivatives. A derivative investment also involves the risks relating to the reference instrument underlying the investment.

Foreign Investment Risk. Foreign investments can be adversely affected by political, economic and market developments abroad, including the imposition of economic and other sanctions by the United States or another country. There may be less publicly available information about foreign issuers because they may not be subject to reporting practices, requirements or regulations comparable to those to which United States companies are subject. Foreign markets may be smaller, less liquid and more volatile than the major markets in the United States and, as a result, Fund share values may be more volatile. Trading in foreign markets typically involves higher expense than trading in the United States. The Fund may have difficulties enforcing its legal or contractual rights in a foreign country.

Liquidity Risk. The Fund is exposed to liquidity risk when trading volume, lack of a market maker or trading partner, large position size, market conditions, or legal restrictions impair its ability to sell particular investments or to sell them at advantageous market prices. Consequently, the Fund may have to accept a lower price to sell an investment or continue to hold it or keep the position open, sell other investments to raise cash or abandon an investment opportunity, any of which could have a negative effect on the Fund's performance. These effects may be exacerbated during times of financial or political stress.

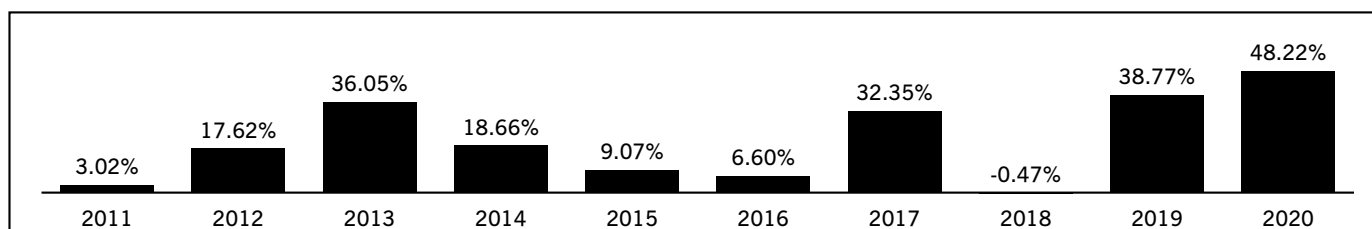
Securities Lending Risk. Securities lending involves a possible delay in recovery of the loaned securities or a possible loss of rights in the collateral if the borrower fails financially. The Fund could also lose money if the value of the collateral decreases.

General Fund Investing Risks. The Fund is not a complete investment program and there is no guarantee that the Fund will achieve its investment objective. It is possible to lose money by investing in the Fund. The Fund is designed to be a long-term investment vehicle and is not suited for short-term trading. Investors in the Fund should have a long-term investment perspective and be able to tolerate potentially sharp declines in value. Purchase and redemption activities by Fund shareholders may impact the management of the Fund and its ability to achieve its investment objective(s). In addition, the redemption by one or more large shareholders or groups of shareholders of their holdings in the Fund could have an adverse impact on the remaining shareholders in the Fund. The Fund relies on various service providers, including the investment adviser, in its operations and is susceptible to operational, information security and related events (such as public health crises, cyber or hacking attacks) that may affect the service providers or the services that they provide to the Fund. An investment in the Fund is not a deposit in a bank and is not insured or guaranteed by the Federal Deposit Insurance Corporation or any other government agency.

Performance

The following bar chart and table provide some indication of the risks of investing in the Fund by showing changes in the Fund's performance from year to year and how the Fund's average annual returns over time compare with those of a broad-based securities market index. The returns in the bar chart are for Class I shares and do not reflect any insurance-related expenses and charges under a Variable Contract or expenses related to a Qualified Plan. If such charges were reflected, the returns would be lower. Thus, you should not compare the Fund's returns directly with the performance of other products without taking into account all insurance-related charges and expenses payable under your Variable Contract or Qualified Plan. Past performance is not necessarily an indication of how the Fund will perform in the future.

CRM became the investment adviser to the Fund on December 31, 2016. Performance reflected prior to such date is that of the Fund's former investment adviser. The Fund's performance reflects the effects of expense reductions. Absent these reductions, performance would have been lower.



For the ten years ended December 31, 2020, the highest quarterly total return for Class I was 30.15% for the quarter ended June 30, 2020 and the lowest quarterly return was -16.89% for the quarter ended December 31, 2018.

Average Annual Total Return as of December 31, 2020	One Year	Five Years	Ten Years
Class I Return Before Taxes	48.22%	23.61%	19.93%
Class F Return Before Taxes	47.86%	23.29%	19.77%
NASDAQ 100 Index (reflects no deduction for fees, expenses or taxes)	48.88%	24.24%	20.61%

The Class F performance shown above for the period prior to October 30, 2015 (commencement of operations) is the performance of Class I shares at net asset value without adjustment for any differences in the expenses of the two classes. If adjusted for such differences, returns would be different. Investors cannot invest directly in an Index.

Management

Investment Adviser. Calvert Research and Management (“CRM” or the “Adviser”).

Investment Sub-Adviser. Ameritas Investment Partners, Inc. (“AIP”).

Portfolio Manager. Kevin L. Keene, CFA, Portfolio Manager of AIP, has managed the Fund since November 2008.

For important information about purchase and sale of shares, taxes and insurance company and financial intermediary compensation, please turn to “Important Information Regarding Fund Shares” on page 28 of this Prospectus.

Calvert VP Russell 2000[®] Small Cap Index Portfolio

Investment Objective

Calvert VP Russell 2000[®] Small Cap Index Portfolio (the “Fund”) seeks investment results that correspond to the investment performance of U.S. common stocks, as represented by the Russell 2000[®] Index.

Fees and Expenses of the Fund

This table does not reflect expenses and charges that are, or may be, imposed under your variable annuity contract or variable life insurance separate account (“Variable Contract”) or qualified pension or retirement plan (“Qualified Plan”). If these fees and expenses were included, expenses shown would be higher. For information on these charges, please refer to the applicable Variable Contract prospectus, prospectus summary or disclosure statement. If you participate through a Qualified Plan, the table does not reflect direct expenses of the plan, and you should consult your administrator for more information.

This table describes the expenses that you may pay if you buy and hold shares of the Fund.

Shareholder Fees (fees paid directly from your investment)	Class I	Class F
Maximum Sales Charge (load) Imposed on Purchases (as a percentage of offering price)	None	None
Maximum Deferred Sales Charge (load) (as a percentage of the lower of net asset value at purchase or redemption)	None	None
Annual Fund Operating Expenses (expenses you pay each year as a percentage of the value of your investment)	Class I	Class F
Management Fees	0.37%	0.37%
Distribution and Service (12b-1) Fees	None	0.20%
Other Expenses	<u>0.22%</u>	<u>0.22%</u>
Total Annual Fund Operating Expenses	0.59%	0.79%
Expense Reimbursement ⁽¹⁾	<u>(0.20)%</u>	<u>(0.20)%</u>
Total Annual Fund Operating Expenses After Expense Reimbursement	0.39%	0.59%

⁽¹⁾ Calvert Research and Management (“CRM”) has agreed to reimburse the Fund’s expenses to the extent that Total Annual Fund Operating Expenses exceed 0.39% for Class I shares and 0.59% for Class F shares. This expense reimbursement will continue through April 30, 2022. Any amendment to or termination of this reimbursement would require approval of the Board of Directors. The expense reimbursement relates to ordinary operating expenses only and does not include expenses such as brokerage commissions, acquired fund fees and expenses of unaffiliated funds, borrowing costs (including borrowing costs of any acquired funds), taxes or litigation expenses. Amounts reimbursed may be recouped by CRM during the same fiscal year to the extent actual expenses are less than the contractual expense cap during such year.

Example. This Example is intended to help you compare the cost of investing in the Fund with the cost of investing in other mutual funds. The Example does not reflect expenses and charges which are, or may be, imposed under your Variable Contract or Qualified Plan. If these fees and expenses were included, expenses shown would be higher. The Example assumes that you invest \$10,000 in the Fund for the time periods indicated and then redeem all of your shares at the end of those periods. The Example also assumes that your investment has a 5% return each year, that the operating expenses remain the same and that any expense reimbursement arrangement remains in place for the contractual period. Although your actual costs may be higher or lower, based on these assumptions your costs would be:

	1 Year	3 Years	5 Years	10 Years
Class I shares	\$40	\$169	\$309	\$719
Class F shares	\$60	\$232	\$419	\$959

Portfolio Turnover

The Fund pays transaction costs, such as commissions, when it buys and sells securities (or “turns over” the portfolio). A higher portfolio turnover rate may indicate higher transaction costs. These costs, which are not reflected in Annual Fund Operating Expenses or in the Example, affect the Fund’s performance. During the most recent fiscal year, the Fund’s portfolio turnover rate was 16% of the average value of its portfolio.

Principal Investment Strategies

The Fund seeks to track the total return of the securities composing the Russell 2000[®] Index (the “Index”), taking into consideration redemptions, sales of additional shares, and other adjustments described below. Under normal circumstances, the Fund will invest at least 80% of its net assets (plus any borrowings for investment purposes) in investments with economic characteristics similar to small cap stocks as represented in the Index.

The Index is an unmanaged index comprising common stocks of approximately 2,400 smaller U.S. companies that aims to include approximately 10% of the total market capitalization of the broader Russell 3000[®] Index. As of December 31, 2020, the market capitalization of the Index companies ranged from \$43.0 million to \$13.4 billion with a weighted average market capitalization of \$3.2 billion. Market capitalizations of companies within the Russell 2000[®] Index are subject to change. The Index is capitalization-weighted, meaning that companies with larger market capitalizations will contribute more to the Index's value than companies whose securities have smaller market capitalizations. The Index is fully reconstituted annually in late June, with daily, monthly and quarterly adjustments. The Fund mirrors the Index's rebalancing process. The Fund is not sponsored, endorsed, sold or promoted by FTSE International Limited, Frank Russell Company, or London Stock Exchange Group plc.

The Fund will invest primarily in common stocks of the companies that compose the Index. The Fund uses a replication index method, investing in the common stock of each company in the Index in approximately the same proportion as represented in the Index itself. The Fund intends to concentrate its investments only to the extent that the Index does. While not required, the Fund will generally sell securities that the Index provider removes from the Index. The Fund may also invest in exchange-traded funds ("ETFs") that provide the same exposure to the Index. Derivatives, such as options and futures, and options on such futures that provide exposure to the stocks in the Index may be held by the Fund incidental to its main investment strategy in order to manage cash balances, to maintain liquidity to meet shareholder redemptions, or minimize trading costs. The Fund may also lend its securities.

Principal Risks

Market Risk. The value of investments held by the Fund may increase or decrease in response to economic, political, financial, public health crises (such as epidemics or pandemics) or other disruptive events (whether real, expected or perceived) in the U.S. and global markets. These events may negatively impact broad segments of businesses and populations and may exacerbate pre-existing risks to the Fund. The frequency and magnitude of resulting changes in the value of the Fund's investments cannot be predicted. Certain securities and other investments held by the Fund may experience increased volatility, illiquidity, or other potentially adverse effects in reaction to changing market conditions. Monetary and/or fiscal actions taken by U.S. or foreign governments to stimulate or stabilize the global economy may not be effective and could lead to high market volatility.

Equity Securities Risk. The value of equity securities and related instruments may decline in response to adverse changes in the economy or the economic outlook; deterioration in investor sentiment; interest rate, currency, and commodity price fluctuations; adverse geopolitical, social or environmental developments; issuer and sector-specific considerations; unexpected trading activity among retail investors; or other factors. Market conditions may affect certain types of stocks to a greater extent than other types of stocks. If the stock market declines in value, the value of the Fund's equity securities will also likely decline. Although prices can rebound, there is no assurance that values will return to previous levels.

Passive Investment Risk. The Fund is managed using a passive investment strategy and expects to hold common stocks of each company in the Index regardless of their current or projected performance. The Fund generally will not adjust its portfolio investments to attempt to take advantage of market opportunities or lessen the impact of a market decline or a decline in the performance of one or more issuers. Maintaining investments regardless of market conditions or the performance of individual investments could cause the Fund's return to be lower than if the Fund employed an active strategy. Unusual market events may increase market volatility and may cause the characteristics of the Index components to vary from those expected under normal circumstances.

Tracking Error Risk. Tracking error risk refers to the risk that the Fund's performance may not match or correlate to that of the Index it attempts to track, either on a daily or aggregate basis. Factors such as Fund expenses, imperfect correlation between the Fund's investments and the Index, rounding of share prices, changes to the composition of the Index, regulatory policies, high portfolio turnover rate and the use of leverage all contribute to tracking error. Tracking error risk may cause the Fund's performance to be less than expected.

Smaller Company Risk. The stocks of smaller, less seasoned companies are generally subject to greater price fluctuations, limited liquidity, higher transaction costs and higher investment risk than the stocks of larger, more established companies. Such companies may have limited product lines, markets or financial resources, may be dependent on a limited management group, and may lack substantial capital reserves or an established performance record. There may be generally less publicly available information about such companies than for larger, more established companies. Stocks of these companies frequently have lower trading volumes making them more volatile and potentially more difficult to value.

Sector Risk. The Fund may invest a significant portion of its assets in one or more sectors, if the Index does so. As such, the value of Fund shares may be affected by events that adversely affect such sector(s), and may fluctuate more than that of a fund that invests more broadly.

ETF Risk. ETFs are subject to the risks of investing in the underlying securities or other investments. ETF shares may trade at a premium or discount to net asset value and are subject to secondary market trading risks. In addition, the Fund will bear a pro rata portion of the operating expenses of an ETF in which it invests. Other pooled investment vehicles generally are subject to risks similar to those of ETFs.

Derivatives Risk. The Fund's exposure to derivatives involves risks different from, or possibly greater than, the risks associated with investing directly in securities and other investments. The use of derivatives can lead to losses because of adverse movements in the price or value of the security, instrument, index, currency, commodity, economic indicator or event underlying a derivative ("reference instrument"), due to failure of a counterparty or due to tax or regulatory constraints. Derivatives may create leverage in the Fund, which represents a non-cash exposure to the underlying reference instrument. Leverage can increase both the risk and return potential of the Fund. Derivatives risk may be more significant when derivatives are used to enhance return or as a substitute for a cash investment position, rather than solely to hedge the risk of a position held by the Fund. Use of derivatives involves the exercise of specialized skill and judgment, and a transaction may be unsuccessful in whole or in part because of market behavior or unexpected events. Changes in the value of a derivative (including one used for hedging) may not correlate perfectly with the underlying reference instrument. Derivative instruments traded in over-the-counter markets may be difficult to value, may be illiquid, and may be subject to wide swings in valuation caused by changes in the value of the underlying reference instrument. If a derivative's counterparty is unable to honor its commitments, the value of Fund shares may decline and the Fund could experience delays in the return of collateral or other assets held by the counterparty. The loss on derivative transactions may substantially exceed the initial investment, particularly when there is no stated limit on the Fund's use of derivatives. A derivative investment also involves the risks relating to the reference instrument underlying the investment.

Liquidity Risk. The Fund is exposed to liquidity risk when trading volume, lack of a market maker or trading partner, large position size, market conditions, or legal restrictions impair its ability to sell particular investments or to sell them at advantageous market prices. Consequently, the Fund may have to accept a lower price to sell an investment or continue to hold it or keep the position open, sell other investments to raise cash or abandon an investment opportunity, any of which could have a negative effect on the Fund's performance. These effects may be exacerbated during times of financial or political stress.

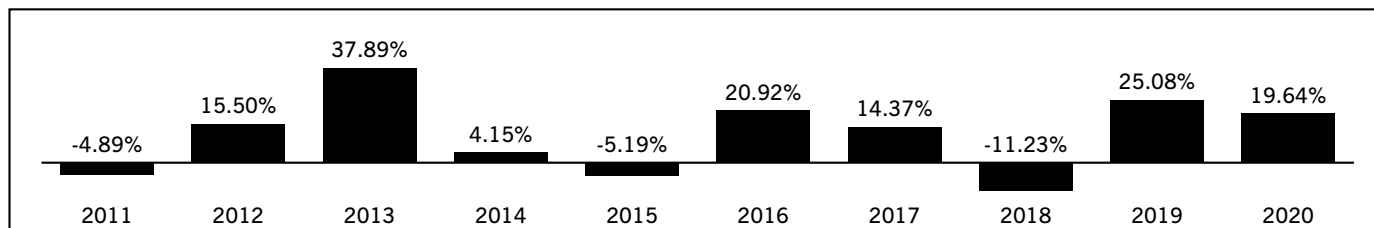
Securities Lending Risk. Securities lending involves a possible delay in recovery of the loaned securities or a possible loss of rights in the collateral if the borrower fails financially. The Fund could also lose money if the value of the collateral decreases.

General Fund Investing Risks. The Fund is not a complete investment program and there is no guarantee that the Fund will achieve its investment objective. It is possible to lose money by investing in the Fund. The Fund is designed to be a long-term investment vehicle and is not suited for short-term trading. Investors in the Fund should have a long-term investment perspective and be able to tolerate potentially sharp declines in value. Purchase and redemption activities by Fund shareholders may impact the management of the Fund and its ability to achieve its investment objective(s). In addition, the redemption by one or more large shareholders or groups of shareholders of their holdings in the Fund could have an adverse impact on the remaining shareholders in the Fund. The Fund relies on various service providers, including the investment adviser, in its operations and is susceptible to operational, information security and related events (such as public health crises, cyber or hacking attacks) that may affect the service providers or the services that they provide to the Fund. An investment in the Fund is not a deposit in a bank and is not insured or guaranteed by the Federal Deposit Insurance Corporation or any other government agency.

Performance

The following bar chart and table provide some indication of the risks of investing in the Fund by showing changes in the Fund's performance from year to year and how the Fund's average annual returns over time compare with those of a broad-based securities market index. The returns in the bar chart are for Class I shares and do not reflect any insurance-related expenses and charges under a Variable Contract or expenses related to a Qualified Plan. If such charges were reflected, the returns would be lower. Thus, you should not compare the Fund's returns directly with the performance of other products without taking into account all insurance-related charges and expenses payable under your Variable Contract or Qualified Plan. Past performance is not necessarily an indication of how the Fund will perform in the future.

CRM became the investment adviser to the Fund on December 31, 2016. Performance reflected prior to such date is that of the Fund's former investment adviser. The Fund's performance reflects the effects of expense reductions. Absent these reductions, performance would have been lower.



For the ten years ended December 31, 2020, the highest quarterly total return for Class I was 31.33% for the quarter ended December 31, 2020 and the lowest quarterly return was -30.66% for the quarter ended March 31, 2020.

Average Annual Total Return as of December 31, 2020	One Year	Five Years	Ten Years
Class I Return Before Taxes	19.64%	12.92%	10.63%
Class F Return Before Taxes	19.40%	12.66%	10.38%
Russell 2000 [®] Index (reflects no deduction for fees, expenses or taxes)	19.96%	13.24%	11.19%

Investors cannot invest directly in an Index.

Management

Investment Adviser. Calvert Research and Management (“CRM” or the “Adviser”).

Investment Sub-Adviser. Ameritas Investment Partners, Inc. (“AIP”).

Portfolio Manager. Kevin L. Keene, CFA, Portfolio Manager of AIP, has managed the Fund since November 2008.

For important information about purchase and sale of shares, taxes and insurance company and financial intermediary compensation, please turn to “Important Information Regarding Fund Shares” on page 28 of this Prospectus.

Calvert VP EAFE International Index Portfolio

Investment Objective

Calvert VP EAFE International Index Portfolio (the “Fund”) seeks investment results that correspond to the total return performance of common stocks as represented by the MSCI EAFE Index.

Fees and Expenses of the Fund

This table does not reflect expenses and charges that are, or may be, imposed under your variable annuity contract or variable life insurance separate account (“Variable Contract”) or qualified pension or retirement plan (“Qualified Plan”). If these fees and expenses were included, expenses shown would be higher. For information on these charges, please refer to the applicable Variable Contract prospectus, prospectus summary or disclosure statement. If you participate through a Qualified Plan, the table does not reflect direct expenses of the plan, and you should consult your administrator for more information.

This table describes the expenses that you may pay if you buy and hold shares of the Fund.

Shareholder Fees (fees paid directly from your investment)	Class I	Class F
Maximum Sales Charge (load) Imposed on Purchases (as a percentage of offering price)	None	None
Maximum Deferred Sales Charge (load) (as a percentage of the lower of net asset value at purchase or redemption)	None	None
Annual Fund Operating Expenses (expenses you pay each year as a percentage of the value of your investment)	Class I	Class F
Management Fees	0.42%	0.42%
Distribution and Service (12b-1) Fees	None	0.20%
Other Expenses	0.32%	0.32%
Total Annual Fund Operating Expenses	0.74%	0.94%
Expense Reimbursement ⁽¹⁾	(0.26)%	(0.26)%
Total Annual Fund Operating Expenses After Expense Reimbursement	0.48%	0.68%

⁽¹⁾ Calvert Research and Management (“CRM”) has agreed to reimburse the Fund’s expenses to the extent that Total Annual Fund Operating Expenses exceed 0.48% for Class I shares and 0.68% for Class F shares. This expense reimbursement will continue through April 30, 2022. Any amendment to or termination of this reimbursement would require approval of the Board of Directors. The expense reimbursement relates to ordinary operating expenses only and does not include expenses such as brokerage commissions, acquired fund fees and expenses of unaffiliated funds, borrowing costs (including borrowing costs of any acquired funds), taxes or litigation expenses. Amounts reimbursed may be recouped by CRM during the same fiscal year to the extent actual expenses are less than the contractual expense cap during such year.

Example. This Example is intended to help you compare the cost of investing in the Fund with the cost of investing in other mutual funds. The Example does not reflect expenses and charges which are, or may be, imposed under your Variable Contract or Qualified Plan. If these fees and expenses were included, expenses shown would be higher. The Example assumes that you invest \$10,000 in the Fund for the time periods indicated and then redeem all of your shares at the end of those periods. The Example also assumes that your investment has a 5% return each year, that the operating expenses remain the same and that any expense reimbursement arrangement remains in place for the contractual period. Although your actual costs may be higher or lower, based on these assumptions your costs would be:

	1 Year	3 Years	5 Years	10 Years
Class I shares	\$49	\$210	\$386	\$ 894
Class F shares	\$69	\$274	\$495	\$1,131

Portfolio Turnover

The Fund pays transaction costs, such as commissions, when it buys and sells securities (or “turns over” the portfolio). A higher portfolio turnover rate may indicate higher transaction costs. These costs, which are not reflected in Annual Fund Operating Expenses or in the Example, affect the Fund’s performance. During the most recent fiscal year, the Fund’s portfolio turnover rate was 9% of the average value of its portfolio.

Principal Investment Strategies

The Fund seeks to track the total return of the securities composing the MSCI EAFE Index (the “Index”), taking into consideration redemptions, sales of additional shares, and other adjustments described below. Under normal circumstances, the Fund will invest at least 80% of its net assets (plus any borrowings for investment purposes) in stocks represented in the MSCI EAFE Index.

The Index is a widely accepted benchmark of international stock performance that emphasizes the stocks of companies in major markets in Europe, Australia and Asia (including the Far East). As of December 31, 2020, the market capitalization of the Index companies ranged from \$1.7 billion to \$339.8 billion with a weighted average market capitalization of \$59.5 billion. Market capitalizations of companies within the EAFE International Index are subject to change. The Index is capitalization-weighted, meaning that companies with larger market capitalizations will contribute more to the Index's value than companies with smaller market capitalizations. The Index is reviewed quarterly, in February, May, August and November by MSCI. During the May and November semi-annual Index reviews, the Index is rebalanced. The Fund mirrors the Index's rebalancing process. The Fund is not sponsored, endorsed, sold or promoted by MSCI Inc.

The Fund will invest primarily in common stocks of the companies that compose the Index. While not required, the Fund generally will sell securities that the Index provider removes from the Index. Derivatives such as options and futures, and options on such futures that provide exposure to securities in the Index may be held by the Fund incidental to its main investment strategy in order to manage cash balances, to maintain liquidity to meet shareholder redemptions, or minimize trading costs. The Fund may enter into foreign currency derivatives (including forward currency contracts and currency futures contracts) to hedge foreign currency exposure. The Fund may invest in American Depositary Receipts ("ADRs") which may be sponsored or unsponsored. The Fund may also lend its securities.

The Fund uses a replication index method, investing in the common stock of each company in the Index in approximately the same proportion as represented in the Index itself. To the extent that the Fund is not of sufficient size to fully replicate the Index, as determined by the investment adviser, the investment adviser expects to use the replication index method with respect to larger market capitalization companies in the Index and a sampling method with respect to smaller market capitalization companies in the Index. Using the sampling methodology, the investment adviser would select a sampling of the smaller market capitalization companies in the Index that match the industry and risk characteristics of all such companies in the Index. This approach attempts to maximize liquidity while minimizing costs.

Principal Risks

Market Risk. The value of investments held by the Fund may increase or decrease in response to economic, political, financial, public health crises (such as epidemics or pandemics) or other disruptive events (whether real, expected or perceived) in the U.S. and global markets. These events may negatively impact broad segments of businesses and populations and may exacerbate pre-existing risks to the Fund. The frequency and magnitude of resulting changes in the value of the Fund's investments cannot be predicted. Certain securities and other investments held by the Fund may experience increased volatility, illiquidity, or other potentially adverse effects in reaction to changing market conditions. Monetary and/or fiscal actions taken by U.S. or foreign governments to stimulate or stabilize the global economy may not be effective and could lead to high market volatility.

Equity Securities Risk. The value of equity securities and related instruments may decline in response to adverse changes in the economy or the economic outlook; deterioration in investor sentiment; interest rate, currency, and commodity price fluctuations; adverse geopolitical, social or environmental developments; issuer and sector-specific considerations; unexpected trading activity among retail investors; or other factors. Market conditions may affect certain types of stocks to a greater extent than other types of stocks. If the stock market declines in value, the value of the Fund's equity securities will also likely decline. Although prices can rebound, there is no assurance that values will return to previous levels.

Foreign Investment Risk. Foreign investments can be adversely affected by political, economic and market developments abroad, including the imposition of economic and other sanctions by the United States or another country. There may be less publicly available information about foreign issuers because they may not be subject to reporting practices, requirements or regulations comparable to those to which United States companies are subject. Foreign markets may be smaller, less liquid and more volatile than the major markets in the United States and, as a result, Fund share values may be more volatile. Trading in foreign markets typically involves higher expense than trading in the United States. The Fund may have difficulties enforcing its legal or contractual rights in a foreign country. Depositary receipts are subject to many of the risks associated with investing directly in foreign instruments.

Passive Investment Risk. The Fund is managed using a passive investment strategy and expects to hold components of the Index regardless of their current or projected performance. The Fund generally will not adjust its portfolio investments to attempt to take advantage of market opportunities or lessen the impact of a market decline or a decline in the performance of one or more issuers. Maintaining investments regardless of market conditions or the performance of individual investments could cause the Fund's return to be lower than if the Fund employed an active strategy. Unusual market events may increase market volatility and may cause the characteristics of the Index components to vary from those expected under normal circumstances.

Tracking Error Risk. Tracking error risk refers to the risk that the Fund's performance may not match or correlate to that of the Index it attempts to track, either on a daily or aggregate basis. Factors such as Fund expenses, imperfect correlation between the Fund's investments and the Index, rounding of share prices, changes to the composition of the Index, regulatory policies, high portfolio turnover rate and the use of leverage all contribute to tracking error. Tracking error risk may cause the Fund's performance to be less than expected.

Sector Risk. The Fund may invest a significant portion of its assets in one or more sectors, if the Index does so. As such, the value of Fund shares may be affected by events that adversely affect such sector(s), and may fluctuate more than that of a fund that invests more broadly.

Smaller and Mid-Sized Company Risk. The stocks of smaller and mid-sized companies are generally subject to greater price fluctuations, limited liquidity, higher transaction costs and higher investment risk than the stocks of larger, more established companies. Such companies may have limited product lines, markets or financial resources, may be dependent on a limited management group, and may lack substantial capital reserves or an established performance record. There may be generally less publicly available information about such companies than for larger, more established companies. Stocks of these companies frequently have lower trading volumes making them more volatile and potentially more difficult to value.

Currency Risk. Exchange rates for currencies fluctuate daily. The value of foreign investments may be affected favorably or unfavorably by changes in currency exchange rates in relation to the U.S. dollar. Currency markets generally are not as regulated as securities markets and currency transactions are subject to settlement, custodial and other operational risks.

Derivatives Risk. The Fund's exposure to derivatives involves risks different from, or possibly greater than, the risks associated with investing directly in securities and other investments. The use of derivatives can lead to losses because of adverse movements in the price or value of the security, instrument, index, currency, commodity, economic indicator or event underlying a derivative ("reference instrument"), due to failure of a counterparty or due to tax or regulatory constraints. Derivatives may create leverage in the Fund, which represents a non-cash exposure to the underlying reference instrument. Leverage can increase both the risk and return potential of the Fund. Derivatives risk may be more significant when derivatives are used to enhance return or as a substitute for a cash investment position, rather than solely to hedge the risk of a position held by the Fund. Use of derivatives involves the exercise of specialized skill and judgment, and a transaction may be unsuccessful in whole or in part because of market behavior or unexpected events. Changes in the value of a derivative (including one used for hedging) may not correlate perfectly with the underlying reference instrument. Derivative instruments traded in over-the-counter markets may be difficult to value, may be illiquid, and may be subject to wide swings in valuation caused by changes in the value of the underlying reference instrument. If a derivative's counterparty is unable to honor its commitments, the value of Fund shares may decline and the Fund could experience delays in the return of collateral or other assets held by the counterparty. The loss on derivative transactions may substantially exceed the initial investment, particularly when there is no stated limit on the Fund's use of derivatives. A derivative investment also involves the risks relating to the reference instrument underlying the investment.

Liquidity Risk. The Fund is exposed to liquidity risk when trading volume, lack of a market maker or trading partner, large position size, market conditions, or legal restrictions impair its ability to sell particular investments or to sell them at advantageous market prices. Consequently, the Fund may have to accept a lower price to sell an investment or continue to hold it or keep the position open, sell other investments to raise cash or abandon an investment opportunity, any of which could have a negative effect on the Fund's performance. These effects may be exacerbated during times of financial or political stress.

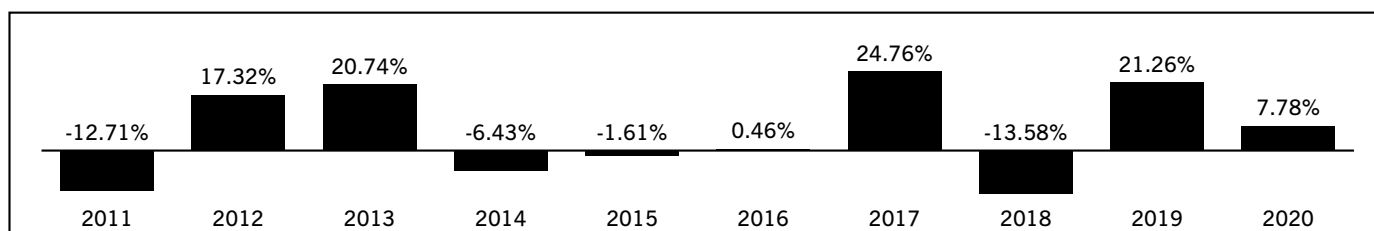
Securities Lending Risk. Securities lending involves a possible delay in recovery of the loaned securities or a possible loss of rights in the collateral if the borrower fails financially. The Fund could also lose money if the value of the collateral decreases.

General Fund Investing Risks. The Fund is not a complete investment program and there is no guarantee that the Fund will achieve its investment objective. It is possible to lose money by investing in the Fund. The Fund is designed to be a long-term investment vehicle and is not suited for short-term trading. Investors in the Fund should have a long-term investment perspective and be able to tolerate potentially sharp declines in value. Purchase and redemption activities by Fund shareholders may impact the management of the Fund and its ability to achieve its investment objective(s). In addition, the redemption by one or more large shareholders or groups of shareholders of their holdings in the Fund could have an adverse impact on the remaining shareholders in the Fund. The Fund relies on various service providers, including the investment adviser, in its operations and is susceptible to operational, information security and related events (such as public health crises, cyber or hacking attacks) that may affect the service providers or the services that they provide to the Fund. An investment in the Fund is not a deposit in a bank and is not insured or guaranteed by the Federal Deposit Insurance Corporation or any other government agency.

Performance

The following bar chart and table provide some indication of the risks of investing in the Fund by showing changes in the Fund's performance from year to year and how the Fund's average annual returns over time compare with those of a broad-based securities market index. The returns in the bar chart are for Class I shares and do not reflect any insurance-related expenses and charges under a Variable Contract or expenses related to a Qualified Plan. If such charges were reflected, the returns would be lower. Thus, you should not compare the Fund's returns directly with the performance of other products without taking into account all insurance-related charges and expenses payable under your Variable Contract or Qualified Plan. Past performance is not necessarily an indication of how the Fund will perform in the future.

CRM became the investment adviser to the Fund on December 31, 2016. Performance reflected prior to such date is that of the Fund's former investment adviser. The Fund's performance reflects the effects of expense reductions. Absent these reductions, performance would have been lower.



For the ten years ended December 31, 2020, the highest quarterly total return for Class I was 16.04% for the quarter ended June 30, 2020 and the lowest quarterly return was -23.14% for the quarter ended March 31, 2020.

Average Annual Total Return as of December 31, 2020	One Year	Five Years	Ten Years
Class I Return Before Taxes	7.78%	7.19%	4.88%
Class F Return Before Taxes	7.56%	6.94%	4.65%
MSCI EAFE Index (reflects no deduction for fees, expenses or taxes)	7.82%	7.44%	5.50%

Investors cannot invest directly in an Index. (Source for the MSCI EAFE Index: MSCI). MSCI data may not be reproduced or used for any other purpose. MSCI provides no warranties, has not approved this data and has no liability hereunder.

Management

Investment Adviser. Calvert Research and Management (“CRM” or the “Adviser”).

Portfolio Manager. Thomas Seto, Vice President of CRM, has managed the Fund since December 2016.

For important information about purchase and sale of shares, taxes and insurance company and financial intermediary compensation, please turn to “Important Information Regarding Fund Shares” on page 28 of this Prospectus.

Calvert VP Investment Grade Bond Index Portfolio

Investment Objective

Calvert VP Investment Grade Bond Index Portfolio (the “Fund”) seeks investment results that correspond to the total return performance of the bond market, as represented by the Bloomberg Barclays U.S. Aggregate Bond Index.

Fees and Expenses of the Fund

This table does not reflect expenses and charges that are, or may be, imposed under your variable annuity contract or variable life insurance separate account (“Variable Contract”) or qualified pension or retirement plan (“Qualified Plan”). If these fees and expenses were included, expenses shown would be higher. For information on these charges, please refer to the applicable Variable Contract prospectus, prospectus summary or disclosure statement. If you participate through a Qualified Plan, the table does not reflect direct expenses of the plan, and you should consult your administrator for more information.

This table describes the expenses that you may pay if you buy and hold shares of the Fund.

Shareholder Fees (fees paid directly from your investment)	Class I	Class F
Maximum Sales Charge (load) Imposed on Purchases (as a percentage of offering price)	None	None
Maximum Deferred Sales Charge (load) (as a percentage of the lower of net asset value at purchase or redemption)	None	None
Annual Fund Operating Expenses (expenses you pay each year as a percentage of the value of your investment)	Class I	Class F
Management Fees	0.32%	0.32%
Distribution and Service (12b-1) Fees	None	0.25%
Other Expenses	0.15%	0.15%
Total Annual Fund Operating Expenses	0.47%	0.72%
Expense Reimbursement ⁽¹⁾	(0.15)%	(0.15)%
Total Annual Fund Operating Expenses After Expense Reimbursement	0.32%	0.57%

⁽¹⁾ Calvert Research and Management (“CRM”) has agreed to reimburse the Fund’s expenses to the extent that Total Annual Fund Operating Expenses exceed 0.32% for Class I shares and 0.57% for Class F shares. This expense reimbursement will continue through April 30, 2022. Any amendment to or termination of this reimbursement would require approval of the Board of Directors. The expense reimbursement relates to ordinary operating expenses only and does not include expenses such as brokerage commissions, acquired fund fees and expenses of unaffiliated funds, borrowing costs (including borrowing costs of any acquired funds), taxes or litigation expenses. Amounts reimbursed may be recouped by CRM during the same fiscal year to the extent actual expenses are less than the contractual expense cap during such year.

Example. This Example is intended to help you compare the cost of investing in the Fund with the cost of investing in other mutual funds. The Example does not reflect expenses and charges which are, or may be, imposed under your Variable Contract or Qualified Plan. If these fees and expenses were included, expenses shown would be higher. The Example assumes that you invest \$10,000 in the Fund for the time periods indicated and then redeem all of your shares at the end of those periods. The Example also assumes that your investment has a 5% return each year, that the operating expenses remain the same and that any expense reimbursement arrangement remains in place for the contractual period. Although your actual costs may be higher or lower, based on these assumptions your costs would be:

	1 Year	3 Years	5 Years	10 Years
Class I shares	\$33	\$136	\$248	\$577
Class F shares	\$58	\$215	\$386	\$880

Portfolio Turnover

The Fund pays transaction costs, such as commissions, when it buys and sells securities (or “turns over” the portfolio). A higher portfolio turnover rate may indicate higher transaction costs. These costs, which are not reflected in Annual Fund Operating Expenses or in the Example, affect the Fund’s performance. During the most recent fiscal year, the Fund’s portfolio turnover rate was 23% of the average value of its portfolio.

Principal Investment Strategies

The Fund seeks to track the total return of the securities composing the Bloomberg Barclays U.S. Aggregate Bond Index (the “Index”), taking into consideration redemptions, sales of additional shares, and other adjustments described below. Under normal circumstances, the Fund will invest at least 80% of its net assets (plus any borrowings for investment purposes) in investments with economic characteristics similar to the fixed-income securities represented in the Index. The Index is an unmanaged index of 11,984 U.S. Treasury, government-related and investment grade corporate and securitized fixed-income securities with a total market value of \$25.1 trillion as of December 31, 2020. The Index is primarily composed of:

- Obligations issued or guaranteed by the U.S. Government or its agencies or instrumentalities; and
- Corporate securities, mortgage-backed pass-through securities (“MBS”), asset-backed securities (“ABS”) and commercial mortgage-backed securities (agency and non-agency) (“CMBS”) publicly offered for sale in the United States. Securities eligible for inclusion in the Index may be registered with the U.S. Securities and Exchange Commission or exempt from registration at the time of issuance and Rule 144A securities with registration rights.

Securities included in the Index must be rated investment grade (BBB- or higher from S&P Global Ratings (“S&P”) or by Fitch Ratings, or Baa3 or higher from Moody’s Investors Service, Inc. (“Moody’s”). Unrated securities may be included in the Index if an issuer rating is available or if there is an expected rating at issuance.

As of December 31, 2020, the weighted average maturity of the securities in the Index was 8.28 years, the weighted average coupon was 2.76% and the weighted average modified duration was 6.22 years. The Index includes all “index-eligible” securities that meet minimum par amounts outstanding. The Index is rebalanced monthly. Although the Fund is not rebalanced monthly like the Index, adjustments are made to accommodate high-level changes with respect to the composition and characteristics of the Index. The Fund is not sponsored, endorsed, sold or promoted by Bloomberg LP.

The Fund will invest primarily in fixed-income securities that compose the Index. While not required, the Fund will generally sell securities that the Index provider removes from the Index. The Fund may also invest in exchange-traded funds (“ETFs”) that provide the same exposure to the Index. Derivatives such as options and futures, and options on such futures that provide exposure to securities in the Index may be held by the Fund incidental to its main investment strategy in order to manage cash balances, to maintain liquidity to meet shareholder redemptions, or minimize trading costs. The Fund may also lend its securities.

The Fund uses a representative sampling method in seeking to track the total return of the securities in the Index. The Fund generally purchases securities that are components of the Index, except that the Fund will not purchase bonds that are rated below investment grade at the time of purchase. If a bond held in the Fund is downgraded to a rating below investment grade (so-called “junk bonds”), the Fund may continue to hold the security until such time as the Sub-Adviser deems it most advantageous to dispose of the security. The Fund intends to concentrate its investments only to the extent that the Index does.

Principal Risks

Market Risk. The value of investments held by the Fund may increase or decrease in response to economic, political, financial, public health crises (such as epidemics or pandemics) or other disruptive events (whether real, expected or perceived) in the U.S. and global markets. These events may negatively impact broad segments of businesses and populations and may exacerbate pre-existing risks to the Fund. The frequency and magnitude of resulting changes in the value of the Fund’s investments cannot be predicted. Certain securities and other investments held by the Fund may experience increased volatility, illiquidity, or other potentially adverse effects in reaction to changing market conditions. Monetary and/or fiscal actions taken by U.S. or foreign governments to stimulate or stabilize the global economy may not be effective and could lead to high market volatility. No active trading market may exist for certain investments held by the Fund, which may impair the ability of the Fund to sell or to realize the current valuation of such investments in the event of the need to liquidate such assets.

Passive Investment Risk. The Fund is managed using a passive investment strategy and expects to hold components of the Index regardless of their current or projected performance. The Fund generally will not adjust its portfolio investments to attempt to take advantage of market opportunities or lessen the impact of a market decline or a decline in the performance of one or more issuers. Maintaining investments regardless of market conditions or the performance of individual investments could cause the Fund’s return to be lower than if the Fund employed an active strategy. Unusual market events may increase market volatility and may cause the characteristics of the Index components to vary from those expected under normal circumstances.

Tracking Error Risk. Tracking error risk refers to the risk that the Fund’s performance may not match or correlate to that of the Index it attempts to track, either on a daily or aggregate basis. Factors such as Fund expenses, imperfect correlation between the Fund’s investments and the Index, rounding of share prices, changes to the composition of the Index, regulatory policies, high portfolio turnover rate and the use of leverage all contribute to tracking error. Tracking error risk may cause the Fund’s performance to be less than expected.

Sector Risk. The Fund may invest a significant portion of its assets in one or more sectors, if the Index does so. As such, the value of Fund shares may be affected by events that adversely affect such sector(s), and may fluctuate more than that of a fund that invests more broadly.

Credit Risk. Investments in fixed-income and other debt obligations (referred to below as “debt instruments”) are subject to the risk of non-payment of scheduled principal and interest. Changes in economic conditions or other circumstances may reduce the capacity of the party obligated to make principal and interest payments on such instruments and may lead to defaults. Such non-payments and defaults may reduce the value of Fund shares and income distributions. The value of debt instruments also may decline because of concerns about the issuer’s ability to make principal and interest payments. In addition, the credit ratings of debt instruments may be lowered if the financial condition of the party obligated to make payments with respect to such instruments deteriorates. In the event of bankruptcy of the issuer of a debt instrument, the Fund could experience delays or limitations with respect to its ability to realize the benefits of any collateral securing the instrument. In order to enforce its rights in the event of a default, bankruptcy or similar situation, the Fund may be required to retain legal or similar counsel, which may increase the Fund’s operating expenses and adversely affect net asset value.

Interest Rate Risk. In general, the value of income securities will fluctuate based on changes in interest rates. The value of these securities is likely to increase when interest rates fall and decline when interest rates rise. Duration measures the time-weighted expected cash flows of a fixed-income security, while maturity refers to the amount of time until a fixed-income security matures. Generally, securities with longer durations or maturities are more sensitive to changes in interest rates than securities with shorter durations or maturities, causing them to be more volatile. Conversely, fixed-income securities with shorter durations or maturities will be less volatile but may provide lower returns than fixed-income securities with longer durations or maturities. In a rising interest rate environment, the duration of income securities that have the ability to be prepaid or called by the issuer may be extended. In a declining interest rate environment, the proceeds from prepaid or maturing instruments may have to be reinvested at a lower interest rate. Certain instruments held by the Fund pay an interest rate based on the London Interbank Offered Rate (“LIBOR”), which is the average offered rate for various maturities of short-term loans between certain major international banks. LIBOR is used throughout global banking and financial industries to determine interest rates for a variety of financial instruments (such as debt instruments and derivatives) and borrowing arrangements. The ICE Benchmark Administration Limited, the administrator of LIBOR, is expected to cease publishing certain LIBOR settings on December 31, 2021, and the remaining LIBOR settings on June 30, 2023. Although the transition process away from LIBOR is expected to be well-defined in advance of the anticipated discontinuation, there remains uncertainty regarding the future utilization of LIBOR and the nature of any replacement rate or rates. The phase-out of LIBOR may result in, among other things, increased volatility or illiquidity in markets for instruments based on LIBOR and changes in the value of such instruments.

Mortgage- and Asset-Backed Securities Risk. Mortgage- and asset-backed securities represent interests in “pools” of commercial or residential mortgages or other assets, including consumer loans or receivables. Movements in interest rates (both increases and decreases) may quickly and significantly reduce the value of certain types of mortgage- and asset-backed securities. Although certain mortgage- and asset-backed securities are guaranteed as to timely payment of interest and principal by a government entity, the market price for such securities is not guaranteed and will fluctuate. The purchase of mortgage- and asset-backed securities issued by non-government entities may entail greater risk than such securities that are issued or guaranteed by a government entity. Mortgage- and asset-backed securities issued by non-government entities may offer higher yields than those issued by government entities, but may also be subject to greater volatility than government issues and can also be subject to greater credit risk and the risk of default on the underlying mortgages or other assets. Investments in mortgage- and asset-backed securities are subject to both extension risk, where borrowers pay off their debt obligations more slowly in times of rising interest rates, and prepayment risk, where borrowers pay off their debt obligations sooner than expected in times of declining interest rates.

U.S. Government Securities Risk. Although certain U.S. Government-sponsored agencies (such as the Federal Home Loan Mortgage Corporation and the Federal National Mortgage Association) may be chartered or sponsored by acts of Congress, their securities are neither issued nor guaranteed by the U.S. Treasury. U.S. Treasury securities generally have a lower return than other obligations because of their higher credit quality and market liquidity.

ETF Risk. ETFs are subject to the risks of investing in the underlying securities or other investments. ETF shares may trade at a premium or discount to net asset value and are subject to secondary market trading risks. In addition, the Fund will bear a pro rata portion of the operating expenses of an ETF in which it invests. Other pooled investment vehicles generally are subject to risks similar to those of ETFs.

Derivatives Risk. The Fund’s exposure to derivatives involves risks different from, or possibly greater than, the risks associated with investing directly in securities and other investments. The use of derivatives can lead to losses because of adverse movements in the price or value of the security, instrument, index, currency, commodity, economic indicator or event underlying a derivative (“reference instrument”), due to failure of a counterparty or due to tax or regulatory constraints. Derivatives may create leverage in the Fund, which represents a non-cash exposure to the underlying reference instrument. Leverage can increase both the risk and return potential of the Fund. Derivatives risk may be more significant when derivatives are used to enhance return or as a substitute for

a cash investment position, rather than solely to hedge the risk of a position held by the Fund. Use of derivatives involves the exercise of specialized skill and judgment, and a transaction may be unsuccessful in whole or in part because of market behavior or unexpected events. Changes in the value of a derivative (including one used for hedging) may not correlate perfectly with the underlying reference instrument. Derivative instruments traded in over-the-counter markets may be difficult to value, may be illiquid, and may be subject to wide swings in valuation caused by changes in the value of the underlying reference instrument. If a derivative's counterparty is unable to honor its commitments, the value of Fund shares may decline and the Fund could experience delays in the return of collateral or other assets held by the counterparty. The loss on derivative transactions may substantially exceed the initial investment, particularly when there is no stated limit on the Fund's use of derivatives. A derivative investment also involves the risks relating to the reference instrument underlying the investment.

Restricted Securities Risk. Unless registered for sale to the public under applicable federal securities law, restricted securities can be sold only in private transactions to qualified purchasers pursuant to an exemption from registration. The sale price realized from a private transaction could be less than the Fund's purchase price for the restricted security. It may be difficult to identify a qualified purchaser for a restricted security held by the Fund and such security could be deemed illiquid. It may also be more difficult to value such securities.

Liquidity Risk. The Fund is exposed to liquidity risk when trading volume, lack of a market maker or trading partner, large position size, market conditions, or legal restrictions impair its ability to sell particular investments or to sell them at advantageous market prices. Consequently, the Fund may have to accept a lower price to sell an investment or continue to hold it or keep the position open, sell other investments to raise cash or abandon an investment opportunity, any of which could have a negative effect on the Fund's performance. These effects may be exacerbated during times of financial or political stress.

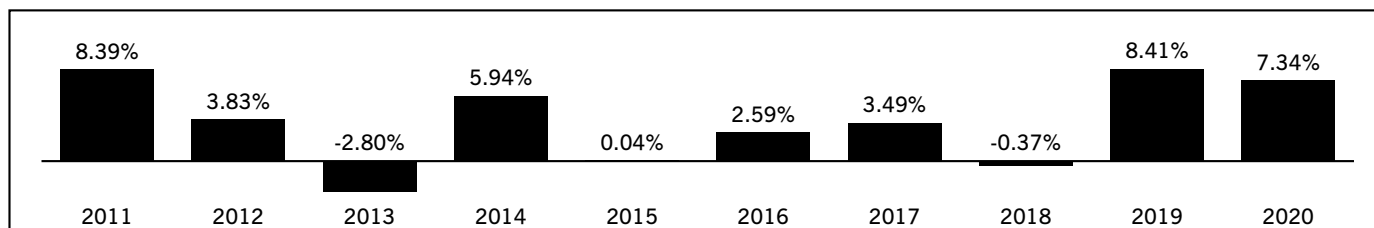
Securities Lending Risk. Securities lending involves a possible delay in recovery of the loaned securities or a possible loss of rights in the collateral if the borrower fails financially. The Fund could also lose money if the value of the collateral decreases.

General Fund Investing Risks. The Fund is not a complete investment program and there is no guarantee that the Fund will achieve its investment objective. It is possible to lose money by investing in the Fund. The Fund is designed to be a long-term investment vehicle and is not suited for short-term trading. Investors in the Fund should have a long-term investment perspective and be able to tolerate potentially sharp declines in value. Purchase and redemption activities by Fund shareholders may impact the management of the Fund and its ability to achieve its investment objective(s). In addition, the redemption by one or more large shareholders or groups of shareholders of their holdings in the Fund could have an adverse impact on the remaining shareholders in the Fund. The Fund relies on various service providers, including the investment adviser, in its operations and is susceptible to operational, information security and related events (such as public health crises, cyber or hacking attacks) that may affect the service providers or the services that they provide to the Fund. An investment in the Fund is not a deposit in a bank and is not insured or guaranteed by the Federal Deposit Insurance Corporation or any other government agency.

Performance

The following bar chart and table provide some indication of the risks of investing in the Fund by showing changes in the Fund's performance from year to year and how the Fund's average annual returns over time compare with those of a broad-based securities market index. The returns in the bar chart are for Class I shares and do not reflect any insurance-related expenses and charges under a Variable Contract or expenses related to a Qualified Plan. If such charges were reflected, the returns would be lower. Thus, you should not compare the Fund's returns directly with the performance of other products without taking into account all insurance-related charges and expenses payable under your Variable Contract or Qualified Plan. Past performance is not necessarily an indication of how the Fund will perform in the future.

CRM became the investment adviser to the Fund on December 31, 2016. Performance reflected prior to such date is that of the Fund's former investment adviser. The Fund's performance reflects the effects of expense reductions. Absent these reductions, performance would have been lower.



For the ten years ended December 31, 2020, the highest quarterly total return for Class I was 4.63% for the quarter ended September 30, 2011 and the lowest quarterly return was -3.11% for the quarter ended December 31, 2016.

Average Annual Total Return as of December 31, 2020	One Year	Five Years	Ten Years
Class I Return Before Taxes	7.34%	4.24%	3.62%
Class F Return Before Taxes	7.09%	3.99%	3.49%
Bloomberg Barclays U.S. Aggregate Bond Index (reflects no deduction for fees, expenses or taxes)	7.51%	4.43%	3.84%

The Class F performance shown above for the period prior to October 30, 2015 (commencement of operations) is the performance of Class I shares at net asset value without adjustment for any differences in the expenses of the two classes. If adjusted for such differences, returns would be different. Investors cannot invest directly in an Index.

Management

Investment Adviser. Calvert Research and Management (“CRM” or the “Adviser”).

Investment Sub-Adviser. Ameritas Investment Partners, Inc. (“AIP”).

Portfolio Manager. Tina J. Udell, CFA, Vice President and Managing Director of AIP, has managed the Fund since April 2014.

For important information about purchase and sale of shares, taxes and insurance company and financial intermediary compensation, please turn to “Important Information Regarding Fund Shares” on page 28 of this Prospectus.

Important Information Regarding Fund Shares

Purchase and Sale of Fund Shares

All purchases, redemptions and exchanges of Fund shares are made through insurance company separate accounts, qualified pension and retirement plans or by other eligible investors that are the record owner of the shares. Contract holders, plan beneficiaries, and other investors seeking to purchase, redeem, or exchange interest in a Fund's shares should consult with the insurance company, plan sponsor or other eligible investor through which their investment in the Fund is made.

Tax Information

Each Fund will distribute any net investment income and net realized capital gains at least annually. Both types of distributions will be made in shares of the Fund unless an election is made on behalf of a separate account to receive some or all of the distributions in cash. Because shares of the Fund are offered to insurance company separate accounts, qualified pension and retirement plans, and other eligible investors, you should read your prospectus, disclosure statement or plan documentation to understand the tax treatment of your investment.

Payments to Insurance Companies, Plan Sponsors and Other Financial Intermediaries

Each Fund is generally available for purchase by separate accounts of insurance companies, qualified pension and retirement plans or by other eligible investors. The Fund, its principal underwriter and its affiliates may make payments to insurance companies, plan sponsors or other financial intermediaries for distribution and related services. These payments may create a conflict of interest for the insurance company, plan sponsor or other financial intermediary to include the Fund as an investment option in their product or to recommend the Fund over another investment option. Ask your financial intermediary, insurance company, or plan sponsor, or visit your financial intermediary's or insurance company's website, for more information.

Investment Objectives & Principal Policies and Risks

The investment objective and principal investment policies and risks of each Fund are described in its Fund Summary. Set forth below is additional information about such policies and risks, as well as information about other types of investments and practices in which each Fund may engage from time to time, unless otherwise noted. References to the Fund below are to each Fund. See also “Strategies and Risks” in the Statement of Additional Information (“SAI”).

Definitions. As used herein, the following terms have the indicated meaning: “1940 Act” means the Investment Company Act of 1940, as amended; “1933 Act” means the Securities Act of 1933, as amended; “Code” means the Internal Revenue Code of 1986, as amended; “ERISA” means the Employee Retirement Income Security Act of 1974, as amended; and “investment adviser” means the Fund’s investment adviser but if the Fund is sub-advised, it refers to the sub-adviser(s) providing day-to-day management with respect to the investments or strategies discussed.

Equity Securities. Equity securities include: common stocks; preferred stocks, including convertible and contingent convertible preferred stocks; equity interests in trusts, partnerships, joint ventures and other unincorporated entities or enterprises; depositary receipts, rights and warrants in underlying equity interests; and other securities that are treated as equity for U.S. federal income tax purposes. The Fund cannot predict the income it might receive from equity securities because issuers generally have discretion as to the payment of any dividends or distributions.

The value of equity securities and related instruments may decline in response to adverse changes in the economy or the economic outlook; deterioration in investor sentiment; interest rate, currency, and commodity price fluctuations; adverse geopolitical, social or environmental developments; issuer- and sector-specific considerations; unexpected trading activity among retail investors; and other factors. Market conditions may affect certain types of stocks to a greater extent than other types of stocks. If the stock market declines, the value of Fund shares will also likely decline. Although stock prices can rebound, there is no assurance that values will return to previous levels.

Exchange-Traded Funds (“ETFs”). The Fund may invest in ETFs. ETFs are subject to the risks of investing in the underlying securities or other instruments that they own. The market for common shares of ETFs, which are generally traded on an exchange and may be traded at a premium or discount to net asset value, is affected by the demand for those securities, regardless of the value of such ETF’s underlying securities. Additionally, natural or environmental disasters, widespread disease or other public health issues, war, acts of terrorism or other events could result in increased premiums or discounts to an ETF’s net asset value. The Fund will indirectly bear its proportionate share of any management fees and other operating expenses paid by ETFs in which it invests. If such fees exceed 0.01%, the costs associated with such investments will be reflected under Acquired Fund Fees and Expenses in the Fund’s Annual Fund Operating Expenses table(s) in its Fund Summary. Requirements of the federal securities laws may limit the Fund’s ability to invest in other investment companies, including ETFs, unless the investment company has received an exemptive order from the SEC on which the Fund may rely. Investments in a pooled investment vehicle will be included in satisfying a Fund’s 80% Policy if the vehicle invests at least 80% of its net assets in the types of investments included in the Fund’s 80% Policy.

Derivatives. Generally, derivatives can be characterized as financial instruments whose performance is derived at least in part from the performance of an underlying reference instrument. Derivative instruments may be acquired in the United States or abroad consistent with the Fund’s investment strategy and may include the various types of exchange-traded and over-the-counter (“OTC”) instruments described herein and other instruments with substantially similar characteristics and risks. Fund obligations created pursuant to derivative instruments may give rise to leverage, which would subject the Fund to the requirements described under “Asset Coverage” in the Fund’s SAI. The Fund may invest in a derivative transaction if it is permitted to own, invest in, or otherwise have economic exposure to the reference instrument. Depending on the type of derivative instrument and the Fund’s investment strategy, a reference instrument could be a security, instrument, index, currency, commodity, economic indicator or event (“reference instruments”). The Fund may engage in derivative transactions (including covered call options, secured put options and equity swaps (interest rate swaps for Investment Grade Bond Index Portfolio) in addition to futures) to hedge against fluctuations in securities prices (interest rates for Investment Grade Bond Index Portfolio), or currency exchange rates, or to manage cash positions consistent with the Fund’s investment strategy. The Fund may trade in the specific type(s) and/or combinations of derivative transactions listed below.

Derivative instruments are subject to a number of risks, including adverse or unexpected movements in the price of the reference instrument, and counterparty, liquidity, market, tax and leverage risks. Certain derivatives may also be subject to credit risk and interest rate risk. In addition, derivatives also involve the risk that changes in their value may not correlate perfectly with the assets, rates, indices or instruments they are designed to hedge or closely track. Use of derivative instruments may cause the realization of higher amounts of short-term capital gains (generally taxed at ordinary income tax rates) than if such instruments had not been used. Success in using derivative instruments to hedge portfolio assets depends on the degree of price correlation between the derivative

instruments and the hedged asset. Imperfect correlation may be caused by several factors, including temporary price disparities among the trading markets for the derivative instrument, the reference instrument and the Fund's assets. To the extent that a derivative instrument is intended to hedge against an event that does not occur, the Fund may realize losses.

OTC derivative instruments involve an additional risk in that the issuer or counterparty may fail to perform its contractual obligations. Some derivative instruments are not readily marketable or may become illiquid under adverse market conditions. In addition, during periods of market volatility, an option or commodity exchange or swap execution facility or clearinghouse may suspend or limit trading in an exchange-traded derivative instrument, which may make the contract temporarily illiquid and difficult to price. Commodity exchanges may also establish daily limits on the amount that the price of a futures contract or futures option can vary from the previous day's settlement price. Once the daily limit is reached, no trades may be made that day at a price beyond the limit. This may prevent the closing out of positions to limit losses. The ability to terminate OTC derivative instruments may depend on the cooperation of the counterparties to such contracts. For thinly traded derivative instruments, the only source of price quotations may be the selling dealer or counterparty. In addition, certain provisions of the Code limit the use of derivative instruments. Derivatives permit the Fund to increase or decrease the level of risk, or change the character of the risk, to which its portfolio is exposed in much the same way as the Fund can increase or decrease the level of risk, or change the character of the risk, of its portfolio by making investments in specific securities. There can be no assurance that the use of derivative instruments will benefit the Fund.

The U.S. and non-U.S. derivatives markets have undergone substantial changes in recent years as a result of changes under the Dodd-Frank Wall Street Reform and Consumer Protection Act (the "Dodd-Frank Act") in the United States and regulatory changes in Europe, Asia and other non-U.S. jurisdictions. In particular, the Dodd-Frank Act and related regulations require many derivatives to be cleared and traded on an exchange, expand entity registration requirements, impose business conduct requirements on counterparties, and impose other regulatory requirements that will continue to change derivatives markets as regulations are implemented. As of October 28, 2020, the SEC has adopted new regulations that may significantly alter a Fund's regulatory obligations with regard to its derivatives usage. In particular, the new regulations will, upon implementation, eliminate the current asset segregation framework for covering derivatives and certain other financial instruments, impose new responsibilities on the Board and establish new reporting and recordkeeping requirements for a Fund and may, depending on the extent to which a Fund uses derivatives, impose value at risk limitations on a Fund's use of derivatives, and require the Fund's Board to adopt a derivative risk management program. The implementation of these requirements may limit the ability of a Fund to use derivative instruments as part of its investment strategy, increase the costs of using these instruments or make them less effective. Additional future regulation of the derivatives markets may make the use of derivatives more costly, may limit the availability or reduce the liquidity of derivatives, and may impose limits or restrictions on the counterparties with which the Fund engages in derivative transactions. Fund management cannot predict the effects of any new governmental regulation that may be implemented, and there can be no assurance that any new government regulation will not adversely affect the Fund's performance or ability to achieve its investment objectives.

Options. Options may be traded on an exchange and OTC. By buying a put option on a particular instrument, the Fund acquires a right to sell the underlying instrument at the exercise price. By buying a put option on an index, the Fund acquires a right to receive the cash difference between the strike price of the option and the index price at expiration. A purchased put position also typically can be sold at any time by selling at prevailing market prices. Purchased put options generally are expected to limit the Fund's risk of loss through a decline in the market value of the underlying security or index until the put option expires. When buying a put option, the Fund pays a premium to the seller of the option. If the price of the underlying security or index is above the exercise price of the option as of the option valuation date, the option expires worthless and the Fund will not be able to recover the option premium paid to the seller.

The Fund may also write (i.e., sell) put options. The Fund will receive a premium for selling a put option, which may increase the Fund's return. In selling a put option on a security, the Fund has the obligation to buy the security at an agreed upon price if the price of such instrument decreases below the exercise price. By selling a put option on an index, the Fund has an obligation to make a payment to the buyer to the extent that the value of the index decreases below the exercise price as of the option valuation date. If the value of the underlying security or index on the option's expiration date is above the exercise price, the option will generally expire worthless and the Fund, as option seller, will have no obligation to the option holder.

The Fund may purchase call options. By purchasing a call option on a security, the Fund has the right to buy the security at the option's exercise price. By buying a call option on an index, the Fund acquires the right to receive the cash difference between the market price of the index and strike price at expiration. Call options typically can be exercised any time prior to option maturity or, sold at the prevailing market price.

The Fund may also write (i.e., sell) a call option on a security or index in return for a premium. A call written on a security obligates the Fund to deliver the underlying security at the option exercise price. Written index call options obligate the Fund to make a cash payment to the buyer at expiration if the market price of the index is above the option strike price. Calls typically can also be bought back by the Fund at prevailing market prices and the Fund also may enter into closing purchase transactions with respect to written call options. The Fund may write call options on securities that it owns (so-called covered calls).

The Fund's options positions are marked to market daily. The value of options is affected by changes in the value and dividend rates of their underlying instruments, changes in interest rates, changes in the actual or perceived volatility of the relevant index or market and the remaining time to the options' expiration, as well as trading conditions in the options market. The hours of trading for options may not conform to the hours during which the underlying instruments are traded. To the extent that the options markets close before markets for the underlying instruments, significant price and rate movements can take place in the markets that would not be reflected concurrently in the options markets.

The Fund's ability to sell the instrument underlying a call option may be limited while the option is in effect unless the Fund enters into a closing purchase transaction. As the seller of a covered call option or an index call option, the Fund may forego, during the option's life, the opportunity to profit from increases in the market value of the underlying instrument covering the call option above the sum of the premium received by the Fund and the exercise price of the call. The Fund also retains the risk of loss, minus the option premium received, should the price of the underlying instrument decline.

Participants in OTC markets are typically not subject to the same credit evaluation and regulatory oversight as are members of "exchange-based" markets. OTC option contracts generally carry greater liquidity risk than exchange-traded contracts. This risk may be increased in times of financial stress, if the trading market for OTC options becomes restricted. The ability of the Fund to transact business with any one or a number of counterparties may increase the potential for losses to the Fund, due to the lack of any independent evaluation of the counterparties or their financial capabilities, and the absence of a regulated market to facilitate settlement of the options.

Futures Contracts. Futures are standardized, exchange-traded contracts. Futures contracts on securities obligate a purchaser to take delivery, and a seller to make delivery, of a specific amount of the financial instrument called for in the contract at a specified future date at a specified price. An index futures contract obligates the purchaser to take, and a seller to deliver, an amount of cash equal to a specific dollar amount times the difference between the value of a specific index at the close of the last trading day of the contract and the price at which the agreement is made. No physical delivery of the underlying securities in the index is made. It is the practice of holders of futures contracts to close out their positions on or before the expiration date by use of offsetting contract positions, and physical delivery of financial instruments or delivery of cash, as applicable, is thereby avoided. An option on a futures contract gives the holder the right to enter into a specified futures contract.

Forward Foreign Currency Exchange Contracts. A forward foreign currency exchange contract ("currency forward") involves an obligation to purchase or sell a specific currency at a future date, which may be any fixed number of days from the date of the contract agreed upon by the parties, at a price set at the time of the contract. These contracts may be bought or sold to protect against an adverse change in the relationship between currencies or to increase exposure to a particular foreign currency.

Certain currency forwards may be individually negotiated and privately traded, exposing them to credit and counterparty risks. The precise matching of the currency forward amounts and the value of the instruments denominated in the corresponding currencies will not generally be possible because the future value of such securities in foreign currencies will change as a consequence of market movements in the value of those securities between the date on which the contract is entered into and the date it matures. There is additional risk that the use of currency forwards may reduce or preclude the opportunity for gain if the value of the currency should move in the direction opposite to the position taken and that currency forwards may create exposure to currencies in which the Fund's securities are not denominated. In addition, it may not be possible to hedge against long-term currency changes. Currency forwards are subject to the risk of political and economic factors applicable to the countries issuing the underlying currencies. Furthermore, unlike trading in most other types of instruments, there is no systematic reporting of last sale information with respect to the foreign currencies underlying currency forwards. As a result, available information may not be complete.

Equity Swaps. Equity swaps involve the exchange by the Fund with another party of their respective returns as calculated on a notional amount of an equity index (such as the S&P 500[®] Index), basket of equity securities, or individual equity security.

Interest Rate Swaps. Interest rate swaps involve the exchange by the Fund with another party of their respective commitments to pay or receive interest, e.g., an exchange of fixed rate payments for floating-rate payments.

Counterparty Risk. A financial institution or other counterparty with whom the Fund does business (such as trading, securities lending or as a derivatives counterparty), or that underwrites, distributes or guarantees any instruments that the Fund owns or is otherwise exposed to, may decline in financial condition and become unable to honor its commitments. This could cause the value of Fund shares to decline or could delay the return or delivery of collateral or other assets to the Fund. Counterparty risk is increased for contracts with longer maturities.

Leverage. Certain types of Fund transactions may give rise to economic leverage, which represents a non-cash exposure to the underlying reference instrument. Leverage can increase both the risk and return potential of the Fund.

The Fund is required to segregate liquid assets or otherwise cover the Fund's obligation created by a transaction that may give rise to leverage. The use of leverage may cause the Fund to liquidate portfolio positions when it may not be advantageous to do so to satisfy its obligations or to meet segregation requirements. Leverage may cause the Fund's share price to be more volatile than if it had not been leveraged, as certain types of leverage may exaggerate the effect of any increase or decrease in the value of the Fund's portfolio securities. The loss on leveraged investments may substantially exceed the initial investment.

Liquidity Risk. The Fund is exposed to liquidity risk when trading volume, lack of a market maker, or legal restrictions impair the Fund's ability to sell particular investments or close derivative positions at an advantageous market price. Trading opportunities are also more limited for securities and other instruments that are not widely held or are traded in less developed markets. These factors may make it more difficult to sell or buy a security at a favorable price or time. Consequently, the Fund may have to accept a lower price to sell an investment or continue to hold it or keep the position open, sell other investments to raise cash or abandon an investment opportunity, any of which could have a negative effect on the Fund's performance. It also may be more difficult to value less liquid investments. These effects may be exacerbated during times of financial or political stress. Increased Fund redemption activity also may increase liquidity risk due to the need of the Fund to sell portfolio investments and may negatively impact Fund performance.

The Fund will not acquire any illiquid investment if, immediately after the acquisition, the Fund will have invested more than 15% of its net assets in illiquid investments. Illiquid investments mean any investments that the Fund's investment adviser and/or sub-adviser, as applicable, reasonably expect cannot be sold or disposed of in seven calendar days or less under then-current market conditions without the sale or disposition significantly changing the market value of the investment.

Foreign Investments. The Nasdaq 100 Portfolio and the EAFE International Portfolio may engage in foreign investments. Investments in foreign issuers could be affected by factors not present in the United States, including expropriation, armed conflict, confiscatory taxation, lack of uniform accounting and auditing standards, less publicly available financial and other information, and potential difficulties in enforcing contractual obligations. Because foreign issuers may not be subject to uniform accounting, auditing and financial reporting standard practices and requirements and regulatory measures comparable to those in the United States, there may be less publicly available information about such foreign issuers. Settlements of securities transactions in foreign countries are subject to risk of loss, may be delayed and are generally less frequent than in the United States, which could affect the liquidity of the Fund's assets. Evidence of ownership of certain foreign investments may be held outside the United States, and the Fund may be subject to the risks associated with the holding of such property overseas. Trading in certain foreign markets is also subject to liquidity risk.

Foreign investment in the securities markets of certain foreign countries is restricted or controlled to varying degrees. Foreign issuers may become subject to sanctions imposed by the United States or another country, which could result in the immediate freeze of the foreign issuers' assets or securities. The imposition of such sanctions could impair the market value of the securities of such foreign issuers and limit the Fund's ability to buy, sell, receive or deliver the securities. In addition, as a result of economic sanctions, the Fund may be forced to sell or otherwise dispose of investments at inopportune times or prices, which could result in losses to the Fund and increased transaction costs. If a deterioration occurs in a country's balance of payments, the country could impose temporary restrictions on foreign capital remittances. The Fund could also be adversely affected by delays in, or a refusal to grant, any required governmental approval for repatriation, as well as by other restrictions on investment. The risks posed by such actions with respect to a particular foreign country, its nationals or industries or businesses within the country may be heightened to the extent the Fund invests significantly in the affected country or region or in issuers from the affected country that depend on global markets.

Political events in foreign countries may cause market disruptions. In June 2016, the United Kingdom ("UK") voted in a referendum to leave the European Union ("EU") ("Brexit"). Effective January 31, 2020, the UK ceased to be a member of the EU and, following a transition period during which the EU and the UK Government engaged in a series of negotiations regarding the terms of the UK's future relationship with the EU, the EU and the UK Government signed an agreement on December 30, 2020 regarding the economic relationship between the UK and the EU. This agreement became effective on a provisional basis on January 1, 2021. There remains significant market uncertainty regarding Brexit's ramifications, and the range and potential implications of the possible political, regulatory, economic, and market outcomes in the UK, EU and beyond are difficult to predict. The end of the Brexit transition period may cause greater market volatility and illiquidity, currency fluctuations, deterioration in economic activity, a decrease in business confidence, and an increased likelihood of a recession in the UK. If one or more additional countries leave the EU or the EU dissolves, the world's securities markets likely will be significantly disrupted.

As an alternative to holding foreign-traded investments, the Fund may invest in U.S. dollar-denominated investments of foreign companies that trade on U.S. exchanges or in the U.S. over-the-counter market including depositary receipts, such as American Depositary Receipts ("ADRs") and Global Depositary Receipts ("GDRs"), which evidence ownership of shares of a foreign issuer and are alternatives to directly purchasing the underlying foreign securities in their national markets and currencies. However, they continue to be subject to many of the risks associated with investing directly in foreign securities. These risks include the political and economic risks of the underlying issuer's country, as well as in the case of depositary receipts traded on foreign markets, currency

risk. Depositary receipts may be sponsored or unsponsored. Unsponsored depositary receipts are established without the participation of the issuer. As a result, available information concerning the issuer of an unsponsored depositary receipt may not be as current as for sponsored depositary receipts, and the prices of unsponsored depositary receipts may be more volatile than if such instruments were sponsored by the issuer. Unsponsored depositary receipts may involve higher expenses, may not pass through voting or other shareholder rights and may be less liquid. Unless otherwise stated in Fund Summaries, such investments are not subject to any stated limitation on investing in foreign securities.

Foreign Currencies. The value of foreign assets and currencies as measured in U.S. dollars may be affected favorably or unfavorably by changes in foreign currency rates and exchange control regulations, application of foreign tax laws (including withholding tax), governmental administration of economic or monetary policies (in this country or abroad), and relations between nations and trading. Foreign currencies also are subject to settlement, custodial and other operational risks. Currency exchange rates can be affected unpredictably by intervention, or the failure to intervene, by U.S. or foreign governments or central banks or by currency controls or political developments in the United States or abroad. If the U.S. dollar rises in value relative to a foreign currency, a security denominated in that foreign currency will be worth less in U.S. dollars. If the U.S. dollar decreases in value relative to a foreign currency, a security denominated in that foreign currency will be worth more in U.S. dollars. A devaluation of a currency by a country's government or banking authority will have a significant impact on the value of any investments denominated in that currency. Costs are incurred in connection with conversions between currencies.

The Fund may engage in spot transactions and forward foreign currency exchange contracts, purchase and sell options on currencies and purchase and sell currency futures contracts and related options thereon (collectively, "Currency Instruments") to seek to hedge against the decline in the value of currencies in which its portfolio holdings are denominated against the U.S. dollar.

Smaller Companies. Securities of smaller companies, which may include legally restricted securities, are generally subject to greater price fluctuations, limited liquidity, higher transaction costs and higher investment risk than the securities of larger, more established companies. Because of the absence of any public trading market for some of these investments (such as those which are legally restricted) it may be more difficult to value these investments and may take longer to liquidate these positions at fair value than would be the case for publicly traded securities.

Issuer Diversification. Nasdaq 100 Index Portfolio is a "non-diversified" fund. A "non-diversified" fund can invest more of its assets in a smaller number of issuers than diversified funds. Concentrating investments could result in greater potential losses than for funds investing in a broader variety of issuers. However, the Fund intends to qualify as a regulated investment company under the Code. This requires the Fund to limit its investments so that, at the end of each fiscal quarter, at least 50% of the Fund's total assets are invested in (i) cash and cash items, U.S. Government securities and securities of other regulated investment companies, and (ii) single issuers that are less than 5% of the total assets of the Fund and not more than 10% of the outstanding voting shares of the issuer. In addition, at the end of each fiscal quarter, not more than 25% of the value of the Fund's total assets can be invested, including through corporations in which the Fund owns a 20% or more voting stock interest, in the securities (other than those of the U.S. Government or other regulated investment companies) of any one issuer or of two or more issuers that the Fund controls and that are engaged in the same, similar, or related trades or businesses.

Fixed-Income Securities and Other Debt Instruments. Fixed-income securities and other debt instruments include all types of fixed and floating-rate bonds and notes, such as convertible securities and other hybrid securities (other than preferred stock); corporate commercial paper; mortgage-backed and other asset-backed securities; inflation-indexed bonds issued by both governments and corporations; structured notes, including "indexed" securities; loans; loan participations and assignments; delayed funding loans and revolving credit facilities; and bank certificates of deposit, fixed time deposits, bank deposits (or investments structured to provide the same type of exposure) and bankers' acceptances of foreign and domestic banks and other debt instruments. Fixed-income securities and other debt instruments are issued by: foreign governments or their subdivisions, agencies and government-sponsored enterprises; sovereign entities; international agencies or supranational entities; the U.S. Government, its agencies or government-sponsored enterprises (or guaranteed thereby); central or quasi-sovereign banks and U.S. and foreign corporations. Fixed-income securities and other debt instruments include deep discount bonds, such as zero coupon bonds, deferred interest bonds, bonds or securities on which the interest is payable in-kind ("PIK securities"), which are debt obligations that are issued at a significant discount from face value, and securities purchased on a forward commitment or when-issued basis. While zero coupon bonds do not make periodic payments of interest, deferred interest bonds provide for a period of delay before the regular payment of interest begins. PIK securities provide that the issuer thereof may, at its option, pay interest in cash or in the form of additional securities.

Asset-Backed Securities. Calvert VP Investment Grade Bond Index Portfolio may invest in Asset-Backed Securities. Asset-Backed securities represent interests in a pool of assets other than mortgages, such as home equity loans, automobile receivables or credit card receivables. Most asset-backed securities involve consumer or commercial debts with maturities of less than 10 years. However, almost any type of fixed-income asset (including other fixed-income securities) may be used to create an asset-backed security. Asset-backed securities may take the form of commercial paper, notes or pass-through certificates. A structured asset-backed security is a multiclass instrument that is typically backed by a pool of auto loans, credit card receivables, home equity loans or student loans.

Unscheduled prepayments of asset-backed securities may result in a loss of income if the proceeds are invested in lower-yielding securities. Conversely, in a rising interest rate environment, a declining prepayment rate will extend the average life of many asset-backed securities, which increases the risk of depreciation due to future increases in market interest rates. In addition, issuers of asset-backed securities may have limited ability to enforce the security interest in the underlying assets, and credit enhancements (if any) may be inadequate in the event of default. Asset-backed securities may experience losses on the underlying assets as a result of certain rights provided to consumer debtors under federal and state law. The value of asset-backed securities may be affected by the factors described above and other factors, such as interest rate risk, the availability of information concerning the pool and its structure, the creditworthiness of the servicing agent for the pool, the originator of the underlying assets or the entities providing credit enhancements and the ability of the servicer to service the underlying collateral. The value of asset-backed securities representing interests in a pool of utilities receivables may be adversely affected by changes in government regulations. Under certain market conditions, asset-backed securities may be less liquid and may be difficult to value. If a structured asset-backed security is subordinated to other classes backed by the same pool of collateral, the likelihood that it will make payments of principal may be substantially limited.

Commercial Mortgage-Backed Securities. Calvert VP Investment Grade Bond Index Portfolio may invest in Commercial Mortgage-Backed Securities. Commercial mortgage-backed securities (“CMBS”) include securities that reflect an interest in, and are secured by, mortgage loans on commercial real property, such as loans for hotels, shopping centers, office buildings and apartment buildings. Generally, the interest and principal payments on these loans are passed on to investors in CMBS according to a schedule of payments.

CMBS are subject to the risks described under “Asset-Backed Securities” above. CMBS also are subject to many of the risks of investing in the real estate securing the underlying mortgage loans and are therefore different from the risks of other types of mortgage-backed securities. These risks reflect the effects of local and other economic conditions on real estate markets, the ability of tenants to make loan payments, and the ability of a property to attract and retain tenants. CMBS may be less liquid and exhibit a greater price volatility than other types of mortgage- or asset-backed securities.

The commercial mortgage loans that underlie CMBS have certain distinct risk characteristics. Commercial mortgage loans generally lack standardized terms, which may complicate their structure, tend to have shorter maturities than residential mortgage loans and may not be fully amortizing. Commercial properties themselves tend to be unique and are more difficult to value than single-family residential properties. In addition, commercial properties, particularly industrial and warehouse properties, are subject to environmental risks and the burdens and costs of compliance with environmental laws and regulations.

Mortgage-Backed Securities (“MBS”). Calvert VP Investment Grade Bond Index Portfolio may invest in Mortgage-Backed Securities. MBS represent participation interests in pools of adjustable and fixed-rate mortgage loans. MBS may be issued by the U.S. Government (or one of its agencies or instrumentalities) or privately issued but collateralized by mortgages that are insured, guaranteed or otherwise backed by the U.S. Government, or its agencies or instrumentalities. Adjustable rate mortgages are mortgages whose interest rates are periodically reset when market rates change. Unlike conventional debt obligations, MBS provide monthly payments derived from the monthly interest and principal payments (including any prepayments) made by the individual borrowers on the pooled mortgage loans.

MBS include classes of collateralized mortgage obligations (“CMOs”), including fixed- or floating-rate tranches, and various other MBS. In choosing among CMO classes, the investment adviser will evaluate the total income potential of each class and other factors.

MBS issued by non-government entities are subject to the risks that the underlying mortgage borrowers fail to make timely payments of interest and principal and that any guarantee or other structural feature, if present, is insufficient to enable the timely payment of interest and principal on the MBS. Although certain MBS are guaranteed as to timely payment of interest and principal by a government-sponsored entity, the market price for such securities is not guaranteed and will fluctuate.

The mortgage loans underlying MBS are generally subject to a greater rate of principal prepayments in a declining interest rate environment and to a lesser rate of principal prepayments in an increasing interest rate environment, although investment in seasoned MBS can mitigate this risk. Under certain interest and prepayment rate scenarios, the Fund may fail to recover the full amount of its investment in MBS, notwithstanding any direct or indirect governmental or agency guarantee. Because faster than expected prepayments must usually be invested in lower yielding securities, MBS are less effective than conventional bonds in “locking in” a specified interest rate. For premium bonds, the risk of prepayment may be enhanced. In a rising interest rate environment, a declining

prepayment rate will extend the average life of many MBS. This possibility is often referred to as extension risk. Extending the average life of a mortgage-backed security increases the risk of depreciation due to future increases in market interest rates. MBS that are purchased at a premium generate current income that exceeds market rates for comparable investments, but tend to decrease in value as they mature.

CMOs are subject to the same types of risks affecting MBS as described above. CMOs with complex or highly variable prepayment terms generally entail greater market and liquidity risks than other MBS. For example, their prices are more volatile and their trading market may be more limited. The structure of certain CMO interests held by the Fund may cause the Fund to be paid interest and/or principal on its investment only after holders of other interests in that particular CMO have received the full repayment of principal or interest on their investments.

Credit Risk. Investments in debt instruments are subject to the risk of non-payment of scheduled principal and interest. Changes in economic conditions or other circumstances may reduce the capacity of the party obligated to make principal and interest payments on such instruments and may lead to defaults. Such non-payments and defaults may reduce the value of Fund shares and income distributions. The value of debt instruments also may decline because of concerns about the issuer's ability to make principal and interest payments. In addition, the credit ratings of debt instruments may be lowered if the financial condition of the party obligated to make payments with respect to such instruments deteriorates. In the event of bankruptcy of the issuer of a debt instrument, the Fund could experience delays or limitations with respect to its ability to realize the benefits of any collateral securing the instrument. In order to enforce its rights in the event of a default, bankruptcy or similar situation, the Fund may be required to retain legal or similar counsel, which may increase the Fund's operating expenses and adversely affect net asset value. The Fund is also exposed to credit risk when it engages in certain types of derivatives transactions and when it engages in transactions that expose the Fund to counterparty risk. See "Derivatives."

In evaluating the quality of a particular instrument, the investment adviser (or sub-adviser, if applicable) may take into consideration, among other things, a credit rating assigned by a credit rating agency, the issuer's financial resources and operating history, its sensitivity to economic conditions and trends, the ability of its management, its debt maturity schedules and borrowing requirements, and relative values based on anticipated cash flow, interest and asset coverage, and earnings prospects. Credit rating agencies are private services that provide ratings of the credit quality of certain investments. Credit ratings issued by rating agencies are based on a number of factors including, but not limited to, the issuer's financial condition and the rating agency's credit analysis, if applicable, at the time of rating. As such, the rating assigned to any particular security is not necessarily a reflection of the issuer's current financial condition. The ratings assigned are not absolute standards of credit quality and do not evaluate market risks or necessarily reflect the issuer's current financial condition or the volatility or liquidity of the security.

For purposes of determining compliance with the Fund's credit quality restrictions, if any, the Fund's investment adviser (or sub-adviser, if applicable) relies primarily on the ratings assigned by credit rating agencies but may, in the case of unrated instruments, perform its own credit and investment analysis to determine an instrument's credit quality. A credit rating may have a modifier (such as plus, minus or a numerical modifier) to denote its relative status within the rating. The presence of a modifier does not change the security credit rating (for example, BBB- and Baa3 are within the investment grade rating) for purposes of the Fund's investment limitations. If an instrument is rated differently by two or more rating agencies, the highest rating will be used for any Fund rating restrictions.

Duration. Duration measures the time-weighted expected cash flows of a fixed-income security, while maturity refers to the amount of time until a fixed-income security matures. Duration differs from maturity in that it considers a security's coupon payments in addition to the amount of time until the security matures. As the value of a security changes over time, so will its duration. Various techniques may be used to shorten or lengthen Fund duration.

Interest Rate Risk. In general, the value of income securities will fluctuate based on changes in interest rates. The value of these securities is likely to increase when interest rates fall and decline when interest rates rise. Generally, securities with longer durations or maturities are more sensitive to changes in interest rates than securities with shorter durations or maturities, causing them to be more volatile. Conversely, fixed-income securities with shorter durations or maturities will be less volatile but may provide lower returns than fixed-income securities with longer durations or maturities. In a rising interest rate environment, the duration of income securities that have the ability to be prepaid or called by the issuer may be extended. In a declining interest rate environment, the proceeds from prepaid or maturing instruments may have to be reinvested at a lower interest rate. Certain countries and regulatory bodies may use negative interest rates as a monetary policy tool to encourage economic growth during periods of deflation. In a negative interest rate environment, debt instruments may trade at negative yields, which means the purchaser of the instrument may receive at maturity less than the total amount invested.

LIBOR. The London Interbank Offered Rate or LIBOR is the average offered rate for various maturities of short-term loans between major international banks who are members of the British Bankers Association. LIBOR is the most common benchmark interest rate index used to make adjustments to variable-rate loans. It is used throughout global banking and financial industries to determine interest rates for a variety of financial instruments (such as debt instruments and derivatives) and borrowing arrangements. In

July 2017, the Financial Conduct Authority (the “FCA”), the United Kingdom financial regulatory body, announced a desire to phase out the use of LIBOR. The ICE Benchmark Administration Limited, the administrator of LIBOR, is expected to cease publishing certain LIBOR settings on December 31, 2021, and the remaining LIBOR settings on June 30, 2023. Many market participants are expected to transition to the use of alternative reference or benchmark rates before the end of 2021.

Although the transition process away from LIBOR is expected to be well-defined in advance of the anticipated discontinuation, there remains uncertainty regarding the future utilization of LIBOR and the nature of any replacement rate or rates. The transition process may involve, among other things, increased volatility or illiquidity in markets for instruments that currently rely on LIBOR. The transition may also result in a change in (i) the value of certain instruments held by the Fund, (ii) the cost of temporary borrowing for the Fund, or (iii) the effectiveness of related Fund transactions such as hedges, as applicable. When LIBOR is discontinued, the LIBOR replacement rate may be lower than market expectations, which could have an adverse impact on the value of preferred and debt-securities with floating or fixed-to-floating rate coupons. Any such effects of the transition away from LIBOR and the adoption of alternative reference rates, as well as other unforeseen effects, could result in losses to the Fund.

Since the usefulness of LIBOR as a benchmark could deteriorate during the transition period, these effects may occur prior to the discontinuation date.

Additionally, while some existing LIBOR-based instruments may contemplate a scenario where LIBOR is no longer available by providing for an alternative or “fallback” rate-setting methodology, there may be significant uncertainty regarding the effectiveness of any such alternative methodologies to replicate LIBOR. Not all existing LIBOR-based instruments have such fallback provisions, and many that do, do not contemplate the permanent cessation of LIBOR. While it is expected that market participants will amend legacy financial instruments referencing LIBOR to include fallback provisions to alternative reference rates, there remains uncertainty regarding the willingness and ability of parties to add or amend such fallback provisions in legacy instruments maturing after the end of 2021, particularly with respect to legacy cash products. Although there are ongoing efforts among certain government entities and other organizations to address these uncertainties, the ultimate effectiveness of such efforts is not yet known.

Various financial industry groups are planning for the transition away from LIBOR, but there are obstacles to converting certain longer term securities and transactions to a new benchmark. In June 2017, the Alternative Reference Rates Committee, a group of large U.S. banks working with the Federal Reserve, announced its selection of a new Secured Overnight Financing Rate (“SOFR”), which is intended to be a broad measure of secured overnight U.S. Treasury repo rates, as an appropriate replacement for LIBOR. The Federal Reserve Bank of New York began publishing the SOFR in 2018, with the expectation that it could be used on a voluntary basis in new instruments and transactions. Bank working groups and regulators in other countries have suggested other alternatives for their markets, including the Sterling Overnight Interbank Average Rate in England. Liquid markets for newly-issued instruments that use an alternative reference rate are still developing. Consequently, there may be challenges for a Fund to enter into hedging transactions against instruments tied to alternative reference rates until a market for such hedging transactions develops. Certain proposed replacement rates to LIBOR, such as SOFR, are materially different from LIBOR, and changes in the applicable spread for financial instruments transitioning away from LIBOR will need to be made to accommodate the differences. Furthermore, the risks associated with the expected discontinuation of LIBOR and transition to replacement rates may be exacerbated if an orderly transition to an alternative reference rate is not completed in a timely manner.

Lower Rated Investments. Investments in obligations rated below investment grade and comparable unrated securities (sometimes referred to as “junk”) generally entail greater economic, credit and liquidity risks than investment grade securities. Lower rated investments have speculative characteristics because of the credit risk associated with their issuers. Changes in economic conditions or other circumstances typically have a greater effect on the ability of issuers of lower rated investments to make principal and interest payments than they do on issuers of higher rated investments. An economic downturn generally leads to a higher non-payment rate, and a lower rated investment may lose significant value before a default occurs. Lower rated investments generally are subject to greater price volatility and illiquidity than higher rated investments.

Because of the greater number of investment considerations involved in investing in investments that receive lower ratings, investing in lower rated investments depends more on the investment adviser’s judgment and analytical abilities than may be the case for investing in investments with higher ratings. While the investment adviser will attempt to reduce the risks of investing in lower rated or unrated securities through, among other things, active portfolio management, credit analysis and attention to current developments and trends in the economy and the financial markets, there can be no assurance that the investment adviser will be successful in doing so.

U.S. Treasury and Government Securities. U.S. Treasury securities (“Treasury Securities”) include U.S. Treasury obligations that differ in their interest rates, maturities and times of issuance. U.S. Government agency securities (“Agency Securities”) include obligations issued or guaranteed by U.S. Government agencies or instrumentalities and government-sponsored enterprises. Agency Securities may be guaranteed by the U.S. Government or they may be backed by the right of the issuer to borrow from the U.S. Treasury, the discretionary authority of the U.S. Government to purchase the obligations, or the credit of the agency, instrumentality or enterprise.

Government-sponsored enterprises, such as the Federal Home Loan Mortgage Corporation (“Freddie Mac”), the Federal National Mortgage Association (“Fannie Mae”), the Federal Home Loan Banks (“FHLBs”), the Private Export Funding Corporation (“PEFCO”), the Federal Deposit Insurance Corporation (“FDIC”), the Federal Farm Credit Banks (“FFCB”) and the Tennessee Valley Authority (“TVA”), although chartered or sponsored by Congress, are not funded by congressional appropriations and the debt and mortgage-backed securities issued by them are neither guaranteed nor issued by the U.S. Government. Treasury Securities and Agency Securities also include any security or agreement collateralized or otherwise secured by Treasury Securities or Agency Securities, respectively.

Because of their high credit quality and market liquidity, U.S. Treasury and Agency Securities generally provide a lower current return than obligations of other issuers. While the U.S. Government has provided financial support to Fannie Mae and Freddie Mac in the past, there can be no assurance that it will support these or other government-sponsored enterprises in the future.

Cash and Money Market Instruments. The Fund may invest in cash or money market instruments, including high quality short-term instruments or an affiliated or unaffiliated investment company that invests in such instruments. An affiliated investment company's investment process is guided by The Calvert Principles for Responsible Investing (available on the Calvert Fund website), a framework for considering financially material environmental, social and governance (“ESG”) factors. During unusual market conditions, the Fund may invest up to 100% of its assets in cash or money market instruments temporarily, which may be inconsistent with its investment objective(s) and other policies.

Money market instruments may be adversely affected by market and economic events, such as a sharp rise in prevailing short-term interest rates; adverse developments in the banking industry, which issues or guarantees many money market instruments; adverse economic, political or other developments affecting issuers of money market instruments; changes in the credit quality of issuers; and default by a counterparty.

Securities Lending. The Fund may lend its portfolio securities to broker-dealers and other institutional borrowers. During the existence of a loan, the Fund will continue to receive the equivalent of the interest paid by the issuer on the securities loaned, or all or a portion of the interest on investment of the collateral, if any. The Fund may pay lending fees to such borrowers. Loans will only be made to firms that have been approved by the investment adviser, and the investment adviser or the securities lending agent will periodically monitor the financial condition of such firms while such loans are outstanding. Securities loans will only be made when the investment adviser believes that the expected returns, net of expenses, justify the attendant risks. Securities loans currently are required to be secured continuously by collateral in cash, cash equivalents (such as money market instruments) or other liquid securities held by the custodian and maintained in an amount at least equal to the market value of the securities loaned. The Fund may engage in securities lending to generate income. Upon return of the loaned securities, the Fund would be required to return the related collateral to the borrower and may be required to liquidate portfolio securities in order to do so. The Fund may lend up to one-third of the value of its total assets or such other amount as may be permitted by law.

As with other extensions of credit, there are risks of delay in recovery or even loss of rights in the securities loaned if the borrower of the securities fails financially. To the extent that the portfolio securities acquired with such collateral have decreased in value, it may result in the Fund realizing a loss at a time when it would not otherwise do so. As such, securities lending may introduce leverage into the Fund. The Fund also may incur losses if the returns on securities that it acquires with cash collateral are less than the applicable rebate rates paid to borrowers and related administrative costs.

Restricted Securities. Securities held by the Fund may be legally restricted as to resale (such as those issued in private placements), including commercial paper issued pursuant to Section 4(a)(2) of the 1933 Act, securities eligible for resale pursuant to Rule 144A thereunder, and securities of U.S. and non-U.S. issuers initially offered and sold outside the United States pursuant to Regulation S thereunder. Restricted securities may not be listed on an exchange and may have no active trading market. The Fund may incur additional expense when disposing of restricted securities, including all or a portion of the cost to register the securities. The Fund also may acquire securities through private placements under which it may agree to contractual restrictions on the resale of such securities that are in addition to applicable legal restrictions. In addition, if the investment adviser and/or sub-adviser, if applicable, receives non-public information about the issuer, the Fund may as a result be unable to sell the securities.

Restricted securities may be difficult to value properly and may involve greater risks than securities that are not subject to restrictions on resale. It may be difficult to sell restricted securities at a price representing fair value until such time as the securities may be sold publicly. Under adverse market or economic conditions or in the event of adverse changes in the financial condition of the issuer, the Fund could find it more difficult to sell such securities when the investment adviser and/or sub-adviser, if applicable, believes it advisable to do so or may be able to sell such securities only at prices lower than if such securities were more widely held. Holdings of restricted securities may increase the level of Fund illiquidity if eligible buyers become uninterested in purchasing them. Restricted securities may involve a high degree of business and financial risk, which may result in substantial losses.

Real Estate Investments. Companies primarily engaged in the real estate industry and other real estate-related investments may include publicly traded real estate investment trusts (“REITs”) or real estate operating companies that either own properties or make construction or mortgage loans, real estate developers, companies with substantial real estate holdings and other companies whose products and services are related to the real estate industry, such as lodging operators, brokers, property management companies, building supply manufacturers, mortgage lenders, or mortgage servicing companies. REITs tend to be small to medium-sized companies, and may include equity REITs and mortgage REITs. The value of a REIT can depend on the structure of and cash flow generated by the REIT. REITs are pooled investment vehicles that have expenses of their own, so the Fund will indirectly bear its proportionate share of those expenses. The Fund will not own real estate directly.

Real estate investments are subject to special risks including changes in real estate values, property taxes, interest rates, cash flow of underlying real estate assets, occupancy rates, government regulations affecting zoning, land use, and rents, and the management skill and creditworthiness of the issuer. Companies in the real estate industry may also be subject to liabilities under environmental and hazardous waste laws, among others. Changes in underlying real estate values may have an exaggerated effect to the extent that investments concentrate in particular geographic regions or property types.

Equity REITs may be affected by changes in the value of the underlying property owned by the REIT, while mortgage REITs may be affected by the quality of any credit extended. Further, equity and mortgage REITs are dependent upon management skills and generally may not be diversified. Equity and mortgage REITs are also subject to heavy cash flow dependency, defaults by borrowers, and self-liquidations. In addition, equity and mortgage REITs could possibly fail to qualify for tax-free pass-through of income or to maintain their exemptions from registration under the 1940 Act. The above factors may also adversely affect a borrower’s or a lessee’s ability to meet its obligations to a REIT. In the event of a default by a borrower or lessee, a REIT may experience delays in enforcing its rights as a mortgagee or lessor and may incur substantial costs associated with protecting its investments.

Shares of REITs may trade less frequently and, therefore, are subject to more erratic price movements than securities of larger issuers. REITs are also subject to credit, market, liquidity and interest rate risks.

REITs may issue debt securities to fund their activities. The value of these debt securities may be affected by changes in the value of the underlying property owned by the REIT, the creditworthiness of the REIT, interest rates, and tax and regulatory requirements, among other things.

Liquidity Risk. The Fund is exposed to liquidity risk when trading volume, lack of a market maker, or legal restrictions impair the Fund’s ability to sell particular investments or close derivative positions at an advantageous market price. Trading opportunities are also more limited for securities and other instruments that are not widely held or are traded in less developed markets. These factors may make it more difficult to sell or buy a security at a favorable price or time. Consequently, the Fund may have to accept a lower price to sell an investment or continue to hold it or keep the position open, sell other investments to raise cash or abandon an investment opportunity, any of which could have a negative effect on the Fund’s performance. It also may be more difficult to value less liquid investments. These effects may be exacerbated during times of financial or political stress. Increased Fund redemption activity also may increase liquidity risk due to the need of the Fund to sell portfolio investments and may negatively impact Fund performance.

The Fund will not acquire any illiquid investment if, immediately after the acquisition, the Fund will have invested more than 15% of its net assets in illiquid investments. Illiquid investments mean any investments that the Fund’s investment adviser and/or sub-adviser, as applicable, reasonably expect cannot be sold or disposed of in seven calendar days or less under then-current market conditions without the sale or disposition significantly changing the market value of the investment.

Borrowing. The Fund is permitted to borrow for temporary purposes (such as to satisfy redemption requests, to remain fully invested in anticipation of expected cash inflows and to settle transactions). Any borrowings by the Fund are subject to the requirements of the 1940 Act. Borrowings are also subject to the terms of any credit agreement between the Fund and lender(s). Fund borrowings may be equal to as much as 33¹/₃% of the value of the Fund’s total assets (including such borrowings) less the Fund’s liabilities (other than borrowings). The Fund will not purchase additional investments while outstanding borrowings exceed 5% of the value of its total assets.

In addition, the Fund will be required to maintain a specified level of asset coverage with respect to all borrowings and may be required to sell some of its holdings to reduce debt and restore coverage at times when it may not be advantageous to do so. The rights of the lender to receive payments of interest and repayments of principal of any borrowings made by the Fund under a credit facility are senior to the rights of holders of shares with respect to the payment of dividends or upon liquidation. In the event of a default under a credit arrangement, the lenders may have the right to cause a liquidation of the collateral (i.e., sell Fund assets) and, if any such default is not cured, the lenders may be able to control the liquidation as well.

Cybersecurity Risk. With the increased use of technologies by Fund service providers to conduct business, such as the Internet, the Fund is susceptible to operational, information security and related risks. The Fund relies on communications technology, systems, and networks to engage with clients, employees, accounts, shareholders, and service providers, and a cyber incident may inhibit the Fund's ability to use these technologies. In general, cyber incidents can result from deliberate attacks or unintentional events. Cyber attacks include, but are not limited to, gaining unauthorized access to digital systems (e.g., through "hacking" or malicious software coding) for purposes of misappropriating assets or sensitive information, corrupting data, or causing operational disruption. Cyber attacks may also be carried out in a manner that does not require gaining unauthorized access, such as causing denial-of-service attacks on websites. A denial-of-service attack is an effort to make network services unavailable to intended users, which could cause shareholders to lose access to their electronic accounts, potentially indefinitely. Employees and service providers also may not be able to access electronic systems to perform critical duties for the Fund, such as trading and NAV calculation, during a denial-of-service attack. There is also the possibility for systems failures due to malfunctions, user error and misconduct by employees and agents, natural disasters, or other foreseeable and unforeseeable events.

Because technology is consistently changing, new ways to carry out cyber attacks are always developing. Therefore, there is a chance that some risks have not been identified or prepared for, or that an attack may not be detected, which puts limitations on the Fund's ability to plan for or respond to a cyber attack. Like other funds and business enterprises, the Fund and its service providers have experienced, and will continue to experience, cyber incidents consistently. In addition to deliberate cyber attacks, unintentional cyber incidents can occur, such as the inadvertent release of confidential information by the Fund or its service providers.

The Fund uses third party service providers who are also heavily dependent on computers and technology for their operations. Cybersecurity failures by or breaches of the Fund's investment adviser or administrator and other service providers (including, but not limited to, the custodian or transfer agent), and the issuers of securities in which the Fund invests, may disrupt and otherwise adversely affect their business operations. This may result in financial losses to the Fund, impede Fund trading, interfere with the Fund's ability to calculate its NAV, limit a shareholder's ability to purchase or redeem shares of the Fund or cause violations of applicable privacy and other laws, regulatory fines, penalties, reputational damage, reimbursement or other compensation costs, litigation costs, or additional compliance costs. While many of the Fund's service providers have established business continuity plans and risk management systems intended to identify and mitigate cyber attacks, there are inherent limitations in such plans and systems, including the possibility that certain risks have not been identified. The Fund cannot control the cybersecurity plans and systems put in place by service providers to the Fund and issuers in which the Fund invests. The Fund and its shareholders could be negatively impacted as a result.

Recent Market Conditions. An outbreak of respiratory disease caused by a novel coronavirus was first detected in China in late 2019 and subsequently spread internationally. This coronavirus has resulted in closing borders, enhanced health screenings, changes to healthcare service preparation and delivery, quarantines, cancellations, disruptions to supply chains and customer activity, as well as general concern and uncertainty. The impact of this coronavirus has resulted in a substantial economic downturn, which may continue for an extended period of time. Health crises caused by outbreaks of disease, such as the coronavirus outbreak, may exacerbate other pre-existing political, social and economic risks and disrupt normal market conditions and operations. The impact of this outbreak has negatively affected the worldwide economy, as well as the economies of individual countries and industries, and could continue to affect the market in significant and unforeseen ways. Other epidemics and pandemics that may arise in the future may have similar effects. For example, a global pandemic or other widespread health crisis could cause substantial market volatility and exchange trading suspensions and closures. In addition, the increasing interconnectedness of markets around the world may result in many markets being affected by events or conditions in a single country or region or events affecting a single or small number of issuers. The coronavirus outbreak and public and private sector responses thereto have led to large portions of the populations of many countries working from home for indefinite periods of time, temporary or permanent layoffs, disruptions in supply chains, and lack of availability of certain goods. The impact of such responses could adversely affect the information technology and operational systems upon which the Fund and the Fund's service providers rely, and could otherwise disrupt the ability of the employees of the Fund's service providers to perform critical tasks relating to the Fund. Any such impact could adversely affect the Fund's performance, or the performance of the securities in which the Fund invests and may lead to losses on your investment in the Fund.

General. The Fund's 80% Policy will not be changed unless shareholders are given at least 60 days' advance written notice of the change. Unless otherwise stated, the Fund's investment objective and certain other policies may be changed without shareholder approval. Shareholders will receive 60 days' advance written notice of any material change in the investment objective. The Fund might not use all of the strategies and techniques or invest in all of the types of securities described in this Prospectus or the SAI. While at times the Fund may use alternative investment strategies in an effort to limit its losses, it may choose not to do so.

The Fund's annual operating expenses are expressed as a percentage of the Fund's average daily net assets and may change as Fund assets increase and decrease over time. Purchase and redemption activities by Fund shareholders may impact the management of the Fund and its ability to achieve its investment objective. In addition, the redemption by one or more large shareholders or groups of shareholders of their holdings in the Fund could have an adverse impact on the remaining shareholders in the Fund. Mutual

funds, investment advisers, other market participants and many securities markets are subject to rules and regulations and the jurisdiction of one or more regulators. Changes to applicable rules and regulations or to widely accepted market conventions or standards could have an adverse effect on securities markets and market participants, as well as on the Fund's ability to execute its investment strategy. With the increased use of technologies by Fund service providers, such as the Internet, to conduct business, the Fund is susceptible to operational, information security and related risks. See "Additional Information about Investment Strategies and Risks" in the Fund's SAI.

Management and Organization

Management. Each Fund's investment adviser is Calvert Research and Management ("CRM"). CRM's address is 1825 Connecticut Avenue NW, Suite 400, Washington, DC 20009. EV LLC, ("EV") serves as trustee of CRM, which is a subsidiary of Eaton Vance Management ("Eaton Vance"). Prior to March 1, 2021, each of CRM, EV and Eaton Vance were direct or indirect subsidiaries of Eaton Vance Corp. ("EVC"), a Maryland corporation and publicly-held holding company with offices at Two International Place, Boston, Massachusetts 02110.

On March 1, 2021, Morgan Stanley acquired EVC (the "Transaction"), and CRM, Eaton Vance and EV each became an indirect, wholly-owned subsidiary of Morgan Stanley. In connection with the Transaction, each Fund entered into a new investment advisory agreement with CRM and CRM entered into a new investment sub-advisory agreement with each Fund's sub-adviser, as applicable. Each such agreement was approved by Fund shareholders prior to the consummation of the Transaction and was effective upon its closing.

Morgan Stanley (NYSE: MS), whose principal offices are at 1585 Broadway, New York, New York 10036, is a preeminent global financial services firm engaged in securities trading and brokerage activities, as well as providing investment banking, research and analysis, financing and financial advisory services. As of December 31, 2020, after giving effect to the Transaction as described above, Morgan Stanley's asset management operations had aggregate assets under management of approximately \$1.4 trillion.

Each Fund's annual report covering the fiscal period ended December 31 will provide information regarding the basis for the Directors' approval of the investment advisory agreement and investment sub-advisory agreement.

Pursuant to an investment sub-advisory agreement, CRM has delegated the investment management of the Funds (with the exception of VP EAFE International Index Portfolio) to Ameritas Investment Partners, Inc. ("AIP"). AIP, 5945 R Street, Lincoln, NE 68505, a wholly-owned subsidiary of Ameritas Holding Company ("AHC"), was organized in 1984 under the laws of the State of Nebraska. AHC is a wholly-owned subsidiary of Ameritas Mutual Holding Company ("Ameritas").

The table below shows the annual advisory fee paid by each Fund for the fiscal year ended December 31, 2020 as a percentage of that Fund's average daily net assets. Sub-advisory fees paid by CRM to a sub-adviser, if applicable, are reflected in the total advisory fees paid by the Fund to CRM.

	Advisory Fee
Calvert VP S&P 500 [®] Index Portfolio	0.18%
Calvert VP S&P MidCap 400 [®] Index Portfolio	0.20%
Calvert VP Nasdaq 100 Index Portfolio	0.30%
Calvert VP Russell 2000 [®] Small Cap Index Portfolio	0.25%
Calvert VP EAFE International Index Portfolio	0.30%
Calvert VP Investment Grade Bond Index Portfolio	0.20%

Calvert VP S&P 500[®] Index Portfolio, Calvert VP S&P MidCap 400[®] Index Portfolio, Calvert VP NASDAQ 100 Index Portfolio and Calvert VP Russell 2000[®] Small Cap Index Portfolio. The portfolio manager of the Funds is Kevin L. Keene (since November 2008). Mr. Keene has been a Portfolio Manager of AIP for more than five years.

Calvert VP Investment Grade Bond Index Portfolio. The portfolio manager of the Fund is Tina J. Udell (since April 2014). Ms. Udell has been a Vice President and Managing Director of AIP since July 2014. Prior to that Ms. Udell was Portfolio Manager of AIP since August 2000.

Calvert VP EAFE International Index Portfolio. The portfolio manager of the Fund is Thomas C. Seto (since December 2016). Mr. Seto is a Vice President of CRM and Head of Investment Management at the Seattle Investment Center of Parametric Portfolio Associates LLC ("Parametric"), an affiliate of Eaton Vance, and was previously Director of Portfolio Management at Parametric for more than five years. Mr. Seto has been an employee of the Eaton Vance organization for more than five years and currently manages Eaton Vance funds.

The SAI provides additional information about each portfolio manager's compensation, other accounts managed by each portfolio manager and each portfolio manager's ownership of Fund shares.

CRM serves as the administrator of each Fund, providing each Fund with administrative services and related office facilities. In return, each Class of a Fund is authorized to pay CRM a monthly administrative fee equal to 0.12% annually of average daily net assets. For the fiscal year ended December 31, 2020, the administrative fee paid to CRM by each Class was 0.12% of average daily net assets.

Eaton Vance provides sub-transfer agency and related services to Calvert mutual funds pursuant to a Sub-Transfer Agency Support Services Agreement. For its services under the agreement, Eaton Vance receives an aggregate fee from such funds equal to its actual expenses incurred in performing such services.

Organization. Each Fund is a series of Calvert Variable Products, Inc., a Maryland corporation ("Corporation"). Each Fund, except the S&P 500[®] Index Portfolio, offers multiple classes of shares. Each Class represents a pro rata interest in a Fund but is subject to different expenses and rights. The Funds do not hold annual shareholder meetings but may hold special meetings for matters that require shareholder approval (such as electing or removing Directors, approving management or advisory contracts or changing investment policies that may only be changed with shareholder approval).

Because the Funds use this combined Prospectus, a Fund could be held liable for a misstatement or omission made about another Fund.

Valuing Shares

Each Fund values its shares once each day only when the New York Stock Exchange (the "Exchange") is open for trading (typically Monday through Friday), as of the close of regular trading on the Exchange (normally 4:00 p.m. Eastern Time). If trading on the Exchange is halted for the day before the scheduled close of regular trading, each Fund's net asset value per share generally will still be calculated as of the scheduled close of regular trading on the Exchange. The purchase price of Fund shares is their net asset value, which is derived from the value of Fund holdings.

The Board has adopted procedures for valuing investments (the "Procedures") and has delegated to the investment adviser(s) the daily valuation of such investments. Pursuant to the Procedures, securities and other investments held by a Fund are generally valued at market value. Exchange-listed investments (including certain derivatives) are normally valued at last sale or closing prices. Exchange-traded options are valued at the mean of the bid and asked prices at valuation time as reported by the Options Price Reporting Authority for U.S. listed options, or by the relevant exchange or board of trade for non-U.S. listed options. Non-exchange traded derivatives are normally valued on the basis of quotes obtained from brokers and dealers or independent pricing services. Most loans and other debt obligations are valued using prices supplied by one or more pricing services.

An instrument's "fair value" is the amount that the owner might reasonably expect to receive for the instrument upon its current sale in the ordinary course of business. Under certain limited circumstances, a Fund may use fair value pricing if, for example, market prices or a pricing service's prices (as applicable) are unavailable or deemed unreliable, or if events occur after the close of a securities market (usually a foreign market) and before portfolio assets are valued that cause or are likely to cause a market quotation to be unavailable or unreliable, such as corporate actions, regulatory news, or natural disasters or governmental actions that may affect investments in a particular sector, country or region. In addition, for foreign equity securities and total return swaps and futures contracts on foreign indices that meet certain criteria, the Board has approved the use of a fair value service that values such investments to reflect market trading that occurs after the close of the applicable foreign markets of comparable securities or other investments that have a strong correlation to the fair valued investments. An investment that is fair valued may be valued at a price higher or lower than (i) actual market quotations, (ii) the value determined by other funds using their own fair valuation procedures, or (iii) the price at which the investment could have been sold during the period in which fair valuation was used with respect to such investment to calculate a Fund's NAV. Because foreign investments held by a Fund, if any, may trade on days when Fund shares are not priced, the value of such investments, and thus the net asset value of a Fund's shares, can change on days when Fund shares cannot be redeemed or purchased. CRM has established a Valuation Committee that oversees the valuation of investments.

Purchasing and Redeeming Shares

The Corporation has an underwriting agreement relating to each Fund with Eaton Vance Distributors, Inc. ("EVD"), Two International Place, Boston, MA 02110. All purchases, redemptions, and exchanges of shares are made through insurance company separate accounts, qualified retirement and pension plans, and other eligible investors that are the record owner of the shares. Contract holders, plan beneficiaries, and other investors seeking to purchase, redeem, or exchange interests in the Fund's shares should consult with the insurance company, plan sponsor or other eligible investor through which their investment in the Fund is made. Holders of variable contracts and parties in qualified plans and certain eligible investments may not purchase shares directly from the Fund. EVD intends to offer shares of the Fund continuously to separate accounts established by various insurance companies. The

underwriting agreement presently provides that EVD, through the Fund's transfer agent, accepts orders for shares at net asset value and no sales commission or load is charged. The Fund does not issue share certificates. EVD may, at its expense, provide promotional incentives to dealers that sell variable insurance products.

Shares are sold or redeemed at the net asset value per share next determined after receipt of an order. Orders for purchases or sales of shares of the Fund must be received by the participating insurance company or Qualified Plan sponsor, before the close of regular trading on the Exchange (normally 4:00 p.m. Eastern Time) in order to receive that day's net asset value. No fee is charged to a separate account when it redeems Fund shares.

Each Fund currently does not foresee any disadvantages to policy owners arising out of the fact that the Fund may offer shares to separate accounts established by various insurance companies to serve as the investment medium for their variable products. Nevertheless, the Board intends to monitor events in order to identify any material irreconcilable conflicts which may possibly arise, and to determine what action, if any, should be taken in response to such conflicts. If such a conflict were to occur, one or more insurance companies' separate accounts might be required to withdraw their investments in the Fund and shares of another series of the Corporation may be substituted. This might force the Fund to sell portfolio securities at disadvantageous prices. In addition, the Board may refuse to sell shares of the Fund to any separate account or may suspend or terminate the offering of shares of the Fund if such action is required by law or regulatory authority or is in the best interests of the shareholders of the Fund. Under unusual circumstances, the Corporation may suspend repurchases or postpone payment for up to seven days or longer, as permitted by federal securities laws. The Board may suspend transactions in shares of the Fund when trading on the Exchange is closed or restricted, when an emergency exists that makes it impracticable for the Fund to sell or value its portfolio securities or with the permission of the Securities and Exchange Commission (the "SEC"). The Fund may discontinue offering shares at any time. If the Fund is discontinued, any allocation by a separate account to the Fund will be allocated to another series of the Corporation that the Board believes is suitable, as long as any required regulatory standards are met (which may include SEC approval).

Redemption proceeds typically are paid to the redeeming shareholder in cash up to two business days after the redemption, but payment could take up to seven days, as permitted by the Investment Company Act of 1940, as amended, for the reasons discussed below.

Each Fund typically expects to meet redemption requests by (i) distributing any cash holdings, (ii) selling portfolio securities and/or (iii) borrowing from a bank under a line of credit. In addition to the foregoing, the Fund also may distribute securities as payment (a so-called "redemption in-kind"), in which case the redeeming shareholder may pay fees and commissions to convert the securities to cash. Unless requested by a shareholder, each Fund generally expects to limit use of redemption in-kind to stressed market conditions, but is permitted to do so in other circumstances. Securities distributed in a redemption in-kind would be valued pursuant to each Fund's valuation procedures and selected by the investment adviser. If a shareholder receives securities in a redemption in-kind, the shareholder could incur brokerage or other charges in converting the securities to cash and the value of such securities would be subject to price fluctuations until sold. There can be no assurance that the Fund will manage liquidity successfully in all market environments. As a result, the Fund may not be able to pay redemption proceeds in a timely fashion because of unusual market conditions, an unusually high volume of redemption requests or other factors.

Restrictions on Excessive Trading and Market Timing. The Funds are not intended for excessive trading or market timing. Market timers seek to profit by rapidly switching money into a fund when they expect the share price of the fund to rise and taking money out of the fund when they expect those prices to fall. By realizing profits through short-term trading, shareholders that engage in rapid purchases and sales (including exchanges, if permitted) of a fund's shares may dilute the value of shares held by long-term shareholders. Volatility resulting from excessive purchases and sales of fund shares, especially involving large dollar amounts, may disrupt efficient portfolio management. In particular, excessive purchases and sales of a fund's shares may cause a fund to have difficulty implementing its investment strategies, may force the fund to sell portfolio securities at inopportune times to raise cash or may cause increased expenses (such as increased brokerage costs, realization of taxable capital gains without attaining any investment advantage or increased administrative costs).

A fund that invests all or a portion of its assets in foreign securities may be susceptible to a time zone arbitrage strategy in which shareholders attempt to take advantage of fund share prices that may not reflect developments in a foreign securities market that occur after the close of such market but prior to the pricing of fund shares. In addition, a fund that invests in securities that are, among other things, thinly traded, traded infrequently or illiquid, is susceptible to the risk that the current market price for such securities may not accurately reflect current market values. A shareholder may seek to engage in short-term trading to take advantage of these pricing differences (commonly referred to as "price arbitrage"). The investment adviser(s) and sub-adviser(s) are authorized to use the fair value of a security if prices are unavailable or are deemed unreliable (see "Valuing Shares"). The use of fair value pricing and the restrictions on excessive trading and market timing described below are intended to reduce a shareholder's ability to engage in price or time zone arbitrage to the detriment of the Funds.

Fund shares are generally held through separate accounts. The Funds are available as an investment option under a number of different variable insurance products and Qualified Plans. You should review the materials provided by your financial intermediary including, in the case of a Variable Contract, the prospectus that describes the contract and in the case of a Qualified Plan, plan documentation, for its policies regarding frequent, short-term trading.

The Boards of the Calvert funds have adopted policies to discourage short-term trading and market timing and to seek to minimize their potentially detrimental effects (the “Policy”). Under the Policy, the Board has delegated to Eaton Vance Management, acting in its capacity as the Fund’s sub-transfer agent (“Eaton Vance”) the responsibility to reject or cancel a purchase order, suspend or terminate an exchange privilege or terminate the ability of a shareholder to invest in the Calvert funds if Eaton Vance determines that a proposed transaction involves market timing or excessive trading that it believes is likely to be detrimental to a Fund.

Pursuant to the Policy, “two round-trips” completed by a Fund shareholder within 90 days through one or more accounts (the “Limitation”) generally will be deemed to be indicative of market timing or trading excessively in fund shares. A “round trip” is defined as a purchase or exchange into a Fund followed or preceded by a redemption or exchange out of the Fund. Purchases and redemptions subject to the Limitation include those made by exchanging to or from another fund. Eaton Vance will evaluate transactions in Fund shares that violate the Limitation to determine whether they are likely to be detrimental to the Fund. In making such a determination, Eaton Vance may consider various factors, such as the amount, frequency and nature of trading activity. If such a determination is made, a Fund shareholder may be subject to restrictions on trading Fund shares, as described above. Eaton Vance uses reasonable efforts to detect market timing and excessive trading activity that is likely to be detrimental to a Fund, but it cannot ensure that it will be able to identify all such cases. Eaton Vance may also reject or cancel any purchase order (including an exchange) from a shareholder or group of shareholders for any other reason. In applying the Policy, and in particular when determining whether a transaction is likely to be detrimental to a Fund, Eaton Vance will be required to make judgments that are inherently subjective and will depend on the specific facts and circumstances. Such determinations will be made in a manner believed to be in the best interest of a Fund’s shareholders. No Calvert fund has any arrangement to permit market timing.

The following Fund share transactions generally are exempt from the Policy because they generally do not raise market timing or excessive trading concerns:

- transactions (i) made pursuant to a Fund’s systematic purchase, exchange or redemption plan, (ii) made as the result of automatic reinvestment of dividends or distributions, or (iii) initiated by a Fund (e.g., for transactions due to a failure to meet applicable account minimums);
- transactions made by participants in employer sponsored retirement plans involving (i) participant payroll or employer contributions or loan repayments, (ii) redemptions as part of plan terminations or at the direction of the plan, mandatory retirement distributions, or (iii) rollovers;
- transactions in shares of Calvert Ultra-Short Duration Income Fund; or
- investments in a fund by ReFlow in connection with the ReFlow liquidity program (if applicable to a Fund, the ReFlow liquidity program is described under “Investment Objectives & Principal Policies and Risks” above).

The following Fund share transactions generally are exempt from the Limitation; however, these transactions are subject to monitoring by Eaton Vance and may be subject to restrictions if deemed likely to be detrimental to a Fund:

- transactions made by model-based discretionary advisory accounts; or
- transactions made by funds that invest in a Fund as part of an asset reallocation in accordance with their investment policies or in response to Fund inflows and outflows.

It may be difficult for Eaton Vance to identify market timing or excessive trading in omnibus accounts traded through financial intermediaries. Eaton Vance has provided guidance to financial intermediaries (such as banks, broker-dealers, insurance companies and retirement administrators) concerning the application of the Policy to Fund shares held in omnibus accounts maintained and administered by such intermediaries, including guidance concerning situations where market timing or excessive trading is considered to be detrimental to a Fund. Eaton Vance may rely on a financial intermediary’s policy to restrict market timing and excessive trading if it believes that policy is likely to prevent market timing that is likely to be detrimental to the Fund. Such policy may be more or less restrictive than the Policy. Although Eaton Vance reviews trading activity at the omnibus account level for activity that indicates potential market timing or excessive trading activity, Eaton Vance typically will not request or receive individual account data unless suspicious trading activity is identified. Eaton Vance generally relies on financial intermediaries to monitor trading activity in omnibus accounts in good faith in accordance with their own policies or the Policy. Eaton Vance cannot ensure that these financial intermediaries will in all cases apply the Policy or their own policies, as the case may be, to accounts under their control.

Share Classes

Class F shares pay distribution fees of up to 0.25% of average daily net assets annually and shareholder servicing fees as discussed below.

Class I shares and shares of S&P 500[®] Index Portfolio are not subject to distribution fees and pay shareholder servicing fees as discussed below.

Payments to Financial Intermediaries. The principal underwriter, out of its own resources, may make cash payments to certain financial intermediaries (which may include affiliates of the principal underwriter and investment adviser) who provide marketing support, transaction processing and/or administrative services and, in some cases, include some or all Calvert funds in preferred or specialized selling programs. Payments made by the principal underwriter to a financial intermediary may be significant and are typically in the form of fees based on Fund sales, assets, transactions processed and/or accounts attributable to that financial intermediary. Financial intermediaries also may receive amounts from the principal underwriter in connection with educational or due diligence meetings that include information concerning Calvert funds. The principal underwriter may pay or allow other promotional incentives or payments to financial intermediaries to the extent permitted by applicable laws and regulations.

Certain financial intermediaries that maintain fund accounts for the benefit of their customers provide sub-accounting, recordkeeping and/or administrative services to the Calvert funds and are compensated for such services by the funds. As used in this Prospectus, the term “financial intermediary” includes any broker, dealer, bank (including bank trust departments), registered investment adviser, financial planner, a retirement plan and/or its administrator, their designated intermediaries and any other firm having a selling, administration or similar agreement with the principal underwriter or its affiliates.

Shareholder Servicing Fees. The Corporation has adopted a Shareholder Servicing Plan (“Servicing Plan”) for shares of each Fund. The Servicing Plan allows the Corporation to enter into shareholder servicing agreements with insurance companies, investment dealers, broker dealers or other financial intermediaries that provide shareholder services relating to Fund shares and their shareholders (“Service Organizations”) including Variable Contract owners or plan participants with interests in the Fund. These services may include, but are not limited to, processing purchase and redemption requests, processing dividend payments, and providing account information to shareholders.

Distribution Fees. Class F shares have in effect a plan under Rule 12b-1 that allows a Fund to pay distribution fees for the sale and distribution of Class F shares (so-called “12b-1 fees”). Class F shares pay distribution fees to the principal underwriter equal to 0.25% (in the case of Nasdaq 100 Index Portfolio and Investment Grade Bond Index Portfolio) and 0.20% (in the case of S&P MidCap 400[®] Index Portfolio, Russell 2000[®] Small Cap Index Portfolio and EAFE International Index Portfolio) of average daily net assets annually. After the sale of shares, the principal underwriter receives the distribution fees payable for those shares. Thereafter insurance companies receive fees based on the value of shares held by such companies. Because these fees are paid from Fund assets on an ongoing basis, over time these fees will increase the cost of your investment and may cost you more than paying other types of sales charges. Distribution fees are subject to the limitations contained in the sales charge rule of the Financial Industry Regulatory Authority, Inc. The insurance companies through which investors hold shares of a Fund may also pay fees to third parties in connection with the sale of Variable Contracts and for services provided to Variable Contract owners. Each Fund, the investment adviser, sub-adviser(s) or the principal underwriter is not a party to these arrangements. Investors should consult the prospectus, prospectus summary or disclosure statement, and SAI for their Variable Contracts for a discussion of these payments. If you participate through a Qualified Plan, you should consult your plan documentation or contact your plan administrator for more information.

Disclosure of Portfolio Holdings. The Calvert funds have established policies and procedures with respect to the disclosure of portfolio holdings. A description of these policies and procedures is provided below and additionally in the Statement of Additional Information. Such policies and procedures regarding disclosure of portfolio holdings are designed to prevent the misuse of material, non-public information about the funds.

Each Fund will file information regarding its portfolio holdings with the SEC on its Form N-PORT. Each Fund’s annual and semiannual reports (as filed on Form N-CSR) and certain information filed on Form N-PORT may be viewed on the SEC’s website (www.sec.gov). The most recent fiscal quarter-end holdings may also be viewed on the Calvert website (www.calvert.com). Portfolio holdings information that is filed with the SEC is posted on the Calvert website approximately 60 days after the end of the quarter to which it relates.

Potential Conflicts of Interest

As a diversified global financial services firm, Morgan Stanley, the parent company of the investment adviser and sub-adviser, engages in a broad spectrum of activities, including financial advisory services, investment management activities, lending, commercial banking, sponsoring and managing private investment funds, engaging in broker-dealer transactions and principal securities, commodities and foreign exchange transactions, research publication and other activities. In the ordinary course of its business, Morgan Stanley is a full-service investment banking and financial services firm and therefore engages in activities where Morgan Stanley’s interests or the interests of its clients may conflict with the interests of a Fund or Portfolio, as applicable (collectively, for purposes of this section, “Fund” or “Funds”). Morgan Stanley advises clients and sponsors, manages or advises other investment funds and investment programs, accounts and businesses (collectively, together with any new or successor funds, programs, accounts or businesses, the “Affiliated Investment Accounts”) with a wide variety of investment objectives that in some instances may overlap or conflict with a Fund’s investment objectives and present conflicts of interest. In addition, Morgan Stanley may also from

time to time create new or successor Affiliated Investment Accounts that may compete with a Fund and present similar conflicts of interest. The discussion below enumerates certain actual, apparent and potential conflicts of interest. There is no assurance that conflicts of interest will be resolved in favor of Fund shareholders and, in fact, they may not be. Conflicts of interest not described below may also exist.

For more information about conflicts of interest, see the section entitled “Potential Conflicts of Interest” in the SAI.

Material Non-public Information. It is expected that confidential or material non-public information regarding an investment or potential investment opportunity may become available to the investment adviser. If such information becomes available, the investment adviser may be precluded (including by applicable law or internal policies or procedures) from pursuing an investment or disposition opportunity with respect to such investment or investment opportunity. Morgan Stanley has established certain information barriers and other policies to address the sharing of information between different businesses within Morgan Stanley. In limited circumstances, however, including for purposes of managing business and reputational risk, and subject to policies and procedures and any applicable regulations, Morgan Stanley personnel, including personnel of the investment adviser, on one side of an information barrier may have access to information and personnel on the other side of the information barrier through “wall crossings.” The investment adviser faces conflicts of interest in determining whether to engage in such wall crossings. Information obtained in connection with such wall crossings may limit or restrict the ability of the investment adviser to engage in or otherwise effect transactions on behalf of the Fund(s) (including purchasing or selling securities that the investment adviser may otherwise have purchased or sold for a Fund in the absence of a wall crossing).

Investments by Morgan Stanley and its Affiliated Investment Accounts. In serving in multiple capacities to Affiliated Investment Accounts, Morgan Stanley, including the investment adviser, sub-adviser and its investment teams, may have obligations to other clients or investors in Affiliated Investment Accounts, the fulfillment of which may not be in the best interests of a Fund or its shareholders. A Fund’s investment objectives may overlap with the investment objectives of certain Affiliated Investment Accounts. As a result, the members of an investment team may face conflicts in the allocation of suitable investment opportunities among a Fund and other investment funds, programs, accounts and businesses advised by or affiliated with the investment adviser or sub-adviser. Certain Affiliated Investment Accounts may provide for higher management or incentive fees or greater expense reimbursements or overhead allocations, all of which may contribute to this conflict of interest and create an incentive for the investment adviser to favor such other accounts. To seek to reduce potential conflicts of interest and to attempt to allocate such investment opportunities in a fair and equitable manner, the investment adviser has implemented allocation policies and procedures. These policies and procedures are intended to give all clients of the investment adviser, including the Fund(s), fair access to investment opportunities consistent with the requirements of organizational documents, investment strategies, applicable laws and regulations, and the fiduciary duties of the investment adviser.

Payments to Broker-Dealers and Other Financial Intermediaries. The investment adviser and/or EVD may pay compensation, out of their own funds and not as an expense of a Fund, to certain financial intermediaries (which may include affiliates of the investment adviser and EVD), including recordkeepers and administrators of various deferred compensation plans, in connection with the sale, distribution, marketing and retention of shares of the Fund and/or shareholder servicing. The prospect of receiving, or the receipt of, additional compensation, as described above, by financial intermediaries may provide such financial intermediaries and their financial advisors and other salespersons with an incentive to favor sales of shares of a Fund over other investment options with respect to which these financial intermediaries do not receive additional compensation (or receives lower levels of additional compensation). These payment arrangements, however, will not change the price that an investor pays for shares of a Fund or the amount that the Fund receives to invest on behalf of an investor. Investors may wish to take such payment arrangements into account when considering and evaluating any recommendations relating to Fund shares and should review carefully any disclosures provided by financial intermediaries as to their compensation. In addition, in certain circumstances, the investment adviser may restrict, limit or reduce the amount of a Fund’s investment, or restrict the type of governance or voting rights it acquires or exercises, where the Fund (potentially together with Morgan Stanley) exceeds a certain ownership interest, or possesses certain degrees of voting or control or has other interests.

Morgan Stanley Trading and Principal Investing Activities. Notwithstanding anything to the contrary herein, Morgan Stanley will generally conduct its sales and trading businesses, publish research and analysis, and render investment advice without regard for a Fund’s holdings, although these activities could have an adverse impact on the value of one or more of the Fund’s investments, or could cause Morgan Stanley to have an interest in one or more portfolio investments that is different from, and potentially adverse to, that of a Fund.

Morgan Stanley's Investment Banking Activities. Morgan Stanley advises clients on a variety of mergers, acquisitions, restructuring, bankruptcy and financing transactions. Morgan Stanley may act as an advisor to clients, including other investment funds that may compete with a Fund and with respect to investments that a Fund may hold. Morgan Stanley may give advice and take action with respect to any of its clients or proprietary accounts that may differ from the advice given, or may involve an action of a different timing or nature than the action taken, by a Fund. Morgan Stanley may give advice and provide recommendations to persons competing with a Fund and/or any of a Fund's investments that are contrary to the Fund's best interests and/or the best interests of any of its investments.

General Process for Potential Conflicts. All of the transactions described above involve the potential for conflicts of interest between the investment adviser, related persons of the investment adviser and/or their clients. The Investment Advisers Act of 1940, as amended (the "Advisers Act") the 1940 Act and ERISA impose certain requirements designed to decrease the possibility of conflicts of interest between an investment adviser and its clients. In some cases, transactions may be permitted subject to fulfillment of certain conditions. Certain other transactions may be prohibited. In addition, the investment adviser has instituted policies and procedures designed to prevent conflicts of interest from arising and, when they do arise, to ensure that it effects transactions for clients in a manner that is consistent with its fiduciary duty to its clients and in accordance with applicable law. The investment adviser seeks to ensure that potential or actual conflicts of interest are appropriately resolved taking into consideration the overriding best interests of the client.

Additional Tax Information

Each Fund expects to distribute any net investment income and net realized capital gains (if any) at least annually. It may also be necessary, in order to qualify for favorable tax treatment and to avoid any fund-level tax, for a Fund to make a special income and/or capital gains distribution. Both types of distributions will be made in additional shares of the applicable Fund unless an election is made on behalf of a separate account to receive some or all of the distributions in cash.

Generally, owners of variable annuity and variable life insurance contracts are not taxed currently on income or gains realized with respect to such contracts. However, some withdrawals from such contracts may be taxable at ordinary income tax rates. In addition, withdrawals before age 59 1/2 may be subject to a 10% penalty tax. Investors should ask their own tax advisors for more information on their own tax situation, including possible foreign, federal, state or local taxes.

In order for investors to receive the favorable tax treatment available to holders of variable annuity and variable life insurance contracts, the separate accounts underlying such contracts, as well as the funds in which such accounts invest, must meet certain diversification and investor control requirements. Each Fund intends to comply with these requirements. If a Fund does not meet such requirements, income allocable to the contracts would be taxable currently to the holders of such contracts.

Each Fund intends to continue to qualify as a "regulated investment company" for federal income tax purposes and to meet all other requirements necessary for it to be relieved of U.S. federal income taxes on income and gains it distributes to the separate accounts. If a Fund should fail to qualify as a regulated investment company, such Fund would be subject to tax at the Fund level and would be considered as a single investment for purposes of the diversification requirements applicable to separate accounts underlying variable annuity and variable life insurance contracts referenced above, which would result in variable annuity and variable life insurance contracts invested in the Fund not being treated as annuity, endowment or life insurance contracts under the Internal Revenue Code of 1986, as amended. All income and gain accrued on any such contract for the current and all prior taxable years would be taxed currently to the contract holder at ordinary income tax rates, and the contract would remain subject to taxation at ordinary income tax rates thereafter, even if it became adequately diversified. For information concerning federal income tax consequences for the holders of variable annuity contracts and variable life insurance policies, contract holders should consult the prospectus of the applicable separate account.

Disclaimers

Calvert VP S&P 500[®] Index Portfolio and Calvert VP S&P MidCap 400[®] Index Portfolio

The S&P 500[®] Index is an unmanaged index of common stocks comprising 500 industrial, financial, utility and transportation companies. The S&P MidCap 400[®] Index is an unmanaged index comprising 400 common stocks of mid-sized U.S. companies that aims to include 7% of the value of the domestic equity markets. "Standard & Poor's[®]", "S&P[®]", "S&P 500[®]", "Standard & Poor's 500", "500", "S&P MidCap 400[®] Index", and "Standard & Poor's MidCap 400[®] Index" are trademarks of The McGraw-Hill Companies, Inc. and have been licensed for use by Calvert Variable Products, Inc. ("CVP"). CVP is not sponsored, endorsed, sold or promoted by Standard & Poor's ("S&P"). S&P makes no representation or warranty, express or implied, to the beneficial owners of any CVP Portfolio or any member of the public regarding the advisability of investing in securities generally or in any CVP Portfolio particularly or the ability of the S&P 500[®] Index or the S&P MidCap 400[®] Index to track general stock market performance. S&P's only relationship to CVP is the licensing of certain trademarks and trade names of S&P and of the S&P 500[®] Index and the S&P MidCap 400[®] Index which is determined, composed and calculated by S&P without regard to CVP or any CVP Portfolio. S&P has no obligation to take the needs of CVP or the beneficial owners of any CVP Portfolio into consideration in determining, composing

or calculating the S&P 500[®] Index and the S&P MidCap 400[®] Index. S&P is not responsible for and has not participated in the determination of the net asset value of any CVP Portfolio or the timing of the issuance or sale of shares of any CVP Portfolio. S&P has no obligation or liability in connection with the administration, marketing or trading of any CVP Portfolio.

Calvert VP Nasdaq 100 Index Portfolio

“Nasdaq” and related marks are trademarks or service marks of The Nasdaq Stock Market, Inc. (“Nasdaq”) and have been licensed for use for certain purposes by Calvert Variable Products, Inc. (“CVP”) and the Calvert VP Nasdaq 100 Index Portfolio. The Nasdaq-100 Index is composed and calculated by Nasdaq without regard to CVP. Nasdaq makes no warranty, express or implied, and bears no liability with respect to the Calvert VP Nasdaq 100 Index Portfolio. Nasdaq makes no warranty, express or implied, and bears no liability with respect to CVP, its use of the Nasdaq-100 Index, or any data included therein.

Calvert VP Russell 2000[®] Small Cap Index Portfolio

The Russell 2000[®] Index is a trademark/service mark of FTSE Russell. FTSE Russell is a trademark of the Frank Russell Company. Calvert Variable Products, Inc. (“CVP”) and the Calvert VP Russell 2000[®] Small Cap Index Portfolio are not promoted, sponsored or endorsed by, nor in any way affiliated with FTSE Russell. FTSE Russell is not responsible for and has not reviewed the Prospectus, and FTSE Russell makes no representation or warranty, express or implied, as to its accuracy, or completeness, or otherwise.

FTSE Russell reserves the right, at any time and without notice, to alter, amend, terminate or in any way change its Index. Frank Russell has no obligation to take the needs of any particular fund or its participants or any other product or person into consideration in determining, composing or calculating the Index.

FTSE Russell’s publication of the Index in no way suggests or implies an opinion by FTSE Russell as to the attractiveness or appropriateness of an investment in any or all securities upon which the Index is based. FTSE Russell makes no representation, warranty, or guarantee as to the accuracy, completeness, reliability, or otherwise of the index or data included in the index. FTSE Russell makes no representation or warranty regarding the use, or the results of use, of the index or any data included therein, or any security (or combination thereof) comprising the index. FTSE Russell Company makes no other express or implied warranty, and expressly disclaims any warranty of any kind, including, without limitation, any warranty of merchantability or fitness for a particular purpose with respect to the index or any data or any security (or combination thereof) included therein.

Calvert VP EAFE International Index Portfolio

The Calvert VP EAFE International Index Portfolio is not sponsored, endorsed, sold or promoted by Morgan Stanley Capital International Inc. (“MSCI”), any of its affiliates, any of its information providers or any other third party involved in, or related to, compiling, computing or creating any MSCI index (collectively, the “MSCI parties”). The MSCI indexes are the exclusive property of MSCI. MSCI and the MSCI index names are service mark(s) of MSCI or its affiliates and have been licensed for use for certain purposes by Calvert Variable Products, Inc. None of the MSCI parties makes any representation or warranty, express or implied, to the issuer or owners of this Portfolio or any other person or entity regarding the advisability of investing in portfolios generally or in this Portfolio particularly or the ability of any MSCI index to track corresponding stock market performance. MSCI or its affiliates are the licensors of certain trademarks, service marks and trade names and of the MSCI indexes which are determined, composed and calculated by MSCI without regard to this Portfolio or the issuer or owners of this portfolio or any other person or entity. None of the MSCI parties has any obligation to take the needs of the issuer or owners of this Portfolio or any other person or entity into consideration in determining, composing or calculating the MSCI indexes. None of the MSCI parties is responsible for or has participated in the determination of the prices or quantities of shares of this Portfolio to be issued or in the determination or calculation of the equation by or the consideration into which this portfolio is redeemable. Further, none of the MSCI parties has any obligation or liability to the issuer or owners of this Portfolio or any other person or entity in connection with the administration, marketing or offering of this Portfolio. Although MSCI shall obtain information for inclusion in or for use in the calculation of the MSCI indexes from sources that MSCI considers reliable, none of the MSCI parties warrants or guarantees the originality, accuracy and/or the completeness of any MSCI index or any data included therein. None of the MSCI parties makes any warranty, express or implied, as to results to be obtained by the issuer of the Portfolio, owners of the Portfolio, or any other person or entity, from the use of any MSCI index or any data included therein.

None of the MSCI parties shall have any liability for any errors, omissions or interruptions of or in connection with any MSCI Index or any data included therein. Further, none of the MSCI parties makes any express or implied warranties of any kind, and the MSCI parties hereby expressly disclaim all warranties of merchantability and fitness for a particular purpose, with respect to each MSCI index and any data included therein. Without limiting any of the foregoing, in no event shall any of the MSCI parties have any liability for any direct, indirect, special, punitive, consequential or any other damages (including lost profits) even if notified of the possibility of such damages.

No purchaser, seller or holder of shares of this Portfolio, or any other person or entity, should use or refer to any MSCI trade name, trademark or service mark to sponsor, endorse, market or promote this Portfolio without first contacting MSCI to determine whether MSCI's permission is required. Under no circumstances may any person or entity claim any affiliation with MSCI without the prior written permission of MSCI.

Calvert VP Investment Grade Bond Index Portfolio

Bloomberg Barclays Capital Inc. and its affiliates ("Bloomberg Barclays") is not the issuer or producer of Calvert VP Investment Grade Bond Index Portfolio and Bloomberg Barclays has no responsibilities, obligations or duties to investors in Calvert VP Investment Grade Bond Index Portfolio. The Bloomberg Barclays U.S. Aggregate Bond Index is a trademark owned by Bloomberg Barclays and licensed for use by Calvert Research and Management (the "Adviser") and Eaton Vance Distributors, Inc. (the "principal underwriter") of Calvert VP Investment Grade Bond Index Portfolio. Bloomberg Barclays only relationship with the Adviser and the Issuer in respect of the Bloomberg Barclays U.S. Aggregate Bond Index is the licensing of the Bloomberg Barclays U.S. Aggregate Bond Index, which is determined, composed and calculated by Bloomberg Barclays without regard to the Adviser or the Issuer or the Calvert VP Investment Grade Bond Index Portfolio or the owners of the Calvert VP Investment Grade Bond Index Portfolio. Additionally, the Adviser may for itself execute transaction(s) with Bloomberg Barclays in or relating to the Bloomberg Barclays U.S. Aggregate Bond Index in connection with Calvert VP Investment Grade Bond Index Portfolio investors acquiring Calvert VP Investment Grade Bond Index Portfolio from the Issuer and investors neither acquire any interest in the Bloomberg Barclays U.S. Aggregate Bond Index nor enter into any relationship of any kind whatsoever with Bloomberg Barclays upon making an investment in Calvert VP Investment Grade Bond Index Portfolio. The Calvert VP Investment Grade Bond Index Portfolio is not sponsored, endorsed, sold or promoted by Bloomberg Barclays. Bloomberg Barclays does not make any representation or warranty, express or implied regarding the advisability of investing in the Calvert VP Investment Grade Bond Index Portfolio or the advisability of investing in securities generally or the ability of the Bloomberg Barclays U.S. Aggregate Bond Index to track corresponding or relative market performance. Bloomberg Barclays has not passed on the legality or suitability of the Calvert VP Investment Grade Bond Index Portfolio with respect to any person or entity. Bloomberg Barclays is not responsible for and has not participated in the determination of the timing of, prices at, or quantities of the Calvert VP Investment Grade Bond Index Portfolio to be issued. Bloomberg Barclays has no obligation to take the needs of the Adviser, the Issuer or the owners of the Calvert VP Investment Grade Bond Index Portfolio or any other third party into consideration in determining, composing or calculating the Bloomberg Barclays U.S. Aggregate Bond Index. Bloomberg Barclays has no obligation or liability in connection with administration, marketing or trading of the Calvert VP Investment Grade Bond Index Portfolio.

The licensing agreement between the Adviser and Bloomberg Barclays is solely for the benefit of the Adviser, Issuer and any Named Affiliates (as such is defined in such license agreement) and Bloomberg Barclays and not for the benefit of the owners of the Calvert VP Investment Grade Bond Index Portfolio, investors or other third parties.

Bloomberg Barclays shall have no liability to the issuer, investors or to other third parties for the quality, accuracy and/or completeness of the Bloomberg Barclays U.S. Aggregate Bond Index or any data included therein or for interruptions in the delivery of the Bloomberg Barclays U.S. Aggregate Bond Index. Bloomberg Barclays makes no warranty, express or implied, as to results to be obtained by the issuer, the investors or any other person or entity from the use of the Bloomberg Barclays U.S. Aggregate Bond Index or any data included therein. Bloomberg Barclays makes no express or implied warranties, and hereby expressly disclaims all warranties of merchantability or fitness for a particular purpose or use with respect to the Bloomberg Barclays U.S. Aggregate Bond Index or any data included therein. Bloomberg Barclays reserves the right to change the methods of calculation or publication, or to cease the calculation or publication of the Bloomberg Barclays U.S. Aggregate Bond Index, and Bloomberg Barclays shall not be liable for any miscalculation of or any incorrect, delayed or interrupted publication with respect to any of the Bloomberg Barclays U.S. Aggregate Bond Index. Bloomberg Barclays shall not be liable for any damages, including, without limitation, any special, indirect or consequential damages or any lost profits even if advised of the possibility of such, resulting from the use of the Bloomberg Barclays U.S. Aggregate Bond Index or any data included therein or with respect to the Calvert VP Investment Grade Bond Index Portfolio.

Financial Highlights

The financial highlights are intended to help you understand a Fund's financial performance for the period(s) indicated. Certain information in the table reflects the financial results for a single Fund share. The total returns in the table represent the rate an investor would have earned (or lost) on an investment in a Fund (assuming reinvestment of all distributions at net asset value). This information has been audited by KPMG LLP, an independent registered public accounting firm. The report of KPMG LLP and each Fund's financial statements are incorporated herein by reference and included in the Fund's annual report, which is available upon request.

	Calvert VP S&P 500 [®] Index Portfolio				
	Year Ended December 31,				
	2020	2019	2018	2017	2016
Net asset value - Beginning of year	\$ 147.79	\$ 123.19	\$ 141.18	\$ 122.44	\$ 112.07
Income (Loss) From Operations					
Net investment income ⁽¹⁾	\$ 2.31	\$ 2.43	\$ 2.39	\$ 2.30	\$ 2.14
Net realized and unrealized gain (loss)	23.51	34.42	(7.33)	23.60	10.84
Total income (loss) from operations	\$ 25.82	\$ 36.85	\$ (4.94)	\$ 25.90	\$ 12.98
Less Distributions					
From net investment income	\$ (2.57)	\$ (2.63)	\$ (2.84)	\$ (1.99)	\$ (1.48)
From net realized gain	(5.06)	(9.62)	(10.21)	(5.17)	(1.13)
Total distributions	\$ (7.63)	\$ (12.25)	\$ (13.05)	\$ (7.16)	\$ (2.61)
Net asset value - End of year	\$ 165.98	\$ 147.79	\$ 123.19	\$ 141.18	\$ 122.44
Total Return⁽²⁾	18.11%	31.16%	(4.74)%	21.46%	11.58%
Ratios/Supplemental Data					
Net assets, end of year (000's omitted)	\$480,052	\$459,202	\$391,342	\$515,105	\$481,681
Ratios (as a percentage of average daily net assets): ⁽³⁾					
Total expenses	0.43%	0.38%	0.39%	0.40%	0.48%
Net expenses	0.28%	0.28%	0.28%	0.28%	0.40%
Net investment income	1.58%	1.72%	1.68%	1.72%	1.84%
Portfolio Turnover	10%	6%	7%	5%	6% ⁽⁴⁾

(See related footnotes.)

Financial Highlights (continued)

	Calvert VP S&P MidCap 400 [®] Index Portfolio									
	Year Ended December 31,									
	2020		2019		2018		2017		2016	
	Class F	Class I	Class F	Class I	Class F	Class I	Class F	Class I	Class F	Class I
Net asset value - Beginning of the year	\$ 112.35	\$ 111.74	\$ 97.71	\$ 97.01	\$ 118.58	\$ 117.50	\$ 107.30	\$ 106.11	\$ 92.83	\$ 91.52
Income (Loss) From Operations										
Net investment income ⁽¹⁾	\$ 1.22	\$ 1.42	\$ 1.40	\$ 1.63	\$ 1.31	\$ 1.58	\$ 1.18	\$ 1.44	\$ 1.14	\$ 1.12
Net realized and unrealized gain (loss)	12.51	12.48	22.59	22.45	(13.54)	(13.43)	15.33	15.18	17.40	17.43
Total income (loss) from operations	\$ 13.73	\$ 13.90	\$ 23.99	\$ 24.08	\$ (12.23)	\$ (11.85)	\$ 16.51	\$ 16.62	\$ 18.54	\$ 18.55
Less Distributions										
From net investment income	\$ (1.29)	\$ (1.29)	\$ (1.34)	\$ (1.34)	\$ (1.40)	\$ (1.40)	\$ (0.81)	\$ (0.81)	\$ (0.55)	\$ (0.44)
From net realized gain	(3.78)	(3.78)	(8.01)	(8.01)	(7.24)	(7.24)	(4.42)	(4.42)	(3.52)	(3.52)
Total distributions	\$ (5.07)	\$ (5.07)	\$ (9.35)	\$ (9.35)	\$ (8.64)	\$ (8.64)	\$ (5.23)	\$ (5.23)	\$ (4.07)	\$ (3.96)
Net asset value – End of year	\$ 121.01	\$ 120.57	\$ 112.35	\$ 111.74	\$ 97.71	\$ 97.01	\$ 118.58	\$ 117.50	\$ 107.30	\$ 106.11
Total Return⁽²⁾	13.10%	13.31%	25.55%	25.82%	(11.57%)	(11.33%)	15.63%	15.88%	19.96%	20.27%
Ratios/Supplemental Data										
Net assets, end of year (000's omitted)	\$324,976	\$259,042	\$297,113	\$233,933	\$246,076	\$202,330	\$294,786	\$256,043	\$261,005	\$246,310
Ratios (as a percentage of average daily net assets): ⁽³⁾										
Total expenses	0.65%	0.45%	0.63%	0.43%	0.64%	0.44%	0.64%	0.43%	0.79%	0.54%
Net expenses	0.53%	0.33%	0.54%	0.32%	0.55%	0.30%	0.55%	0.30%	0.66%	0.41%
Net investment income	1.20%	1.40%	1.26%	1.48%	1.11%	1.35%	1.05%	1.29%	1.10%	1.15%
Portfolio Turnover	20%	20%	15%	15%	14%	14%	16%	16%	20%	20%

(See related footnotes.)

Financial Highlights (continued)

	Calvert VP NASDAQ 100 Index Portfolio									
	Year Ended December 31,									
	2020		2019		2018		2017		2016	
	Class F	Class I	Class F	Class I	Class F	Class I	Class F	Class I	Class F	Class I
Net asset value - Beginning of year	\$ 85.03	\$ 86.05	\$63.40	\$ 63.98	\$65.18	\$ 65.60	\$50.07	\$ 50.26	\$48.91	\$ 48.91
Income (Loss) From Operations										
Net investment income ⁽¹⁾	\$ 0.16	\$ 0.42	\$ 0.25	\$ 0.44	\$ 0.23	\$ 0.41	\$ 0.23	\$ 0.40	\$ 0.18	\$ 0.34
Net realized and unrealized gain (loss)	39.94	40.48	23.75	24.00	(0.44)	(0.46)	15.76	15.82	2.93	2.91
Total income (loss) from operations	\$ 40.10	\$ 40.90	\$24.00	\$ 24.44	\$ (0.21)	\$ (0.05)	\$15.99	\$ 16.22	\$ 3.11	\$ 3.25
Less Distributions										
From net investment income	\$ (0.49)	\$ (0.49)	\$ (0.41)	\$ (0.41)	\$ (0.40)	\$ (0.40)	\$ (0.30)	\$ (0.30)	\$ (0.31)	\$ (0.26)
From net realized gain	(3.79)	(3.79)	(1.96)	(1.96)	(1.17)	(1.17)	(0.58)	(0.58)	(1.64)	(1.64)
Total distributions	\$ (4.28)	\$ (4.28)	\$ (2.37)	\$ (2.37)	\$ (1.57)	\$ (1.57)	\$ (0.88)	\$ (0.88)	\$ (1.95)	\$ (1.90)
Net asset value – End of year	\$120.85	\$ 122.67	\$85.03	\$ 86.05	\$63.40	\$ 63.98	\$65.18	\$ 65.60	\$50.07	\$ 50.26
Total Return⁽²⁾	47.86%	48.22%	38.44%	38.77%	(0.72%)	(0.47%)	32.01%	32.35%	6.30%	6.59%
Ratios/Supplemental Data										
Net assets, end of year (000's omitted)	\$23,099	\$237,710	\$5,669	\$176,210	\$1,770	\$130,777	\$1,942	\$133,473	\$1,088	\$104,449
Ratios (as a percentage of average daily net assets): ⁽³⁾										
Total expenses	0.85%	0.60%	0.84%	0.59%	0.84%	0.60%	1.01%	0.60%	1.48%	0.66%
Net expenses	0.73%	0.48%	0.73%	0.48%	0.73%	0.48%	0.73%	0.48%	0.94%	0.64%
Net investment income	0.16%	0.42%	0.32%	0.58%	0.33%	0.58%	0.39%	0.67%	0.36%	0.69%
Portfolio Turnover	12%	12%	8%	8%	7%	7%	3%	3%	5%	5%

(See related footnotes.)

Financial Highlights (continued)

	Calvert VP Russell 2000 [®] Small Cap Index Portfolio									
	Year Ended December 31,									
	2020		2019		2018		2017		2016	
	Class F	Class I	Class F	Class I	Class F	Class I	Class F	Class I	Class F	Class I
Net asset value - Beginning of year	\$ 80.67	\$ 80.81	\$ 71.07	\$ 71.03	\$ 85.07	\$ 84.82	\$ 77.84	\$ 77.43	\$ 70.13	\$ 69.72
Income (Loss) From Operations										
Net investment income ⁽¹⁾	\$ 0.64	\$ 0.79	\$ 0.73	\$ 0.90	\$ 0.77	\$ 0.98	\$ 0.74	\$ 0.93	\$ 0.73	\$ 0.90
Net realized and unrealized gain (loss)	13.64	13.71	15.98	15.99	(9.44)	(9.44)	10.15	10.12	13.76	13.70
Total income (loss) from operations	\$ 14.28	\$ 14.50	\$ 16.71	\$ 16.89	\$ (8.67)	\$ (8.46)	\$ 10.89	\$ 11.05	\$ 14.49	\$ 14.60
Less Distributions										
From net investment income	\$ (0.82)	\$ (0.82)	\$ (0.77)	\$ (0.77)	\$ (0.96)	\$ (0.96)	\$ (0.64)	\$ (0.64)	\$ (0.30)	\$ (0.41)
From net realized gain	(4.57)	(4.57)	(6.34)	(6.34)	(4.37)	(4.37)	(3.02)	(3.02)	(6.48)	(6.48)
Total distributions	\$ (5.39)	\$ (5.39)	\$ (7.11)	\$ (7.11)	\$ (5.33)	\$ (5.33)	\$ (3.66)	\$ (3.66)	\$ (6.78)	\$ (6.89)
Net asset value – End of year	\$ 89.56	\$ 89.92	\$ 80.67	\$ 80.81	\$ 71.07	\$ 71.03	\$ 85.07	\$ 84.82	\$ 77.84	\$ 77.43
Total Return⁽²⁾	19.40%	19.64%	24.82%	25.08%	(11.46)%	(11.23)%	14.08%	14.37%	20.63%	20.92%
Ratios/Supplemental Data										
Net assets, end of year (000's omitted)	\$49,261	\$168,541	\$43,233	\$154,335	\$30,499	\$127,473	\$32,547	\$158,646	\$24,959	\$149,739
Ratios (as a percentage of average daily net assets): ⁽³⁾										
Total expenses	0.79%	0.59%	0.78%	0.58%	0.79%	0.59%	0.86%	0.65%	0.96%	0.75%
Net expenses	0.59%	0.39%	0.60%	0.39%	0.63%	0.38%	0.63%	0.38%	0.78%	0.53%
Net investment income	0.88%	1.08%	0.92%	1.13%	0.89%	1.13%	0.91%	1.15%	1.00%	1.25%
Portfolio Turnover	16%	16%	15%	15%	15%	15%	15%	15%	17% ⁽⁵⁾	17% ⁽⁵⁾

(See related footnotes.)

Financial Highlights (continued)

	Calvert VP EAFE International Index Portfolio									
	Year Ended December 31,									
	2020		2019		2018		2017		2016	
	Class F	Class I	Class F	Class I	Class F	Class I	Class F	Class I	Class F	Class I
Net asset value - Beginning of year	\$ 90.04	\$ 90.02	\$ 76.49	\$ 76.31	\$ 91.65	\$ 91.21	\$ 75.47	\$ 74.93	\$ 77.45	\$ 76.87
Income (Loss) From Operations										
Net investment income ⁽¹⁾	\$ 1.49	\$ 1.69	\$ 2.14	\$ 2.43	\$ 2.09	\$ 2.36	\$ 1.87	\$ 2.11	\$ 1.60	\$ 1.88
Net realized and unrealized gain (loss)	4.90	4.89	13.68	13.55	(14.35)	(14.36)	16.53	16.39	(1.43)	(1.54)
Total income (loss) from operations	\$ 6.39	\$ 6.58	\$ 15.82	\$ 15.98	\$(12.26)	\$(12.00)	\$18.40	\$ 18.50	\$ 0.17	\$ 0.34
Less Distributions										
From net investment income	\$ (2.83)	\$ (2.83)	\$ (2.27)	\$ (2.27)	\$ (2.90)	\$ (2.90)	\$ (2.22)	\$ (2.22)	\$ (2.15)	\$ (2.28)
Total distributions	\$ (2.83)	\$ (2.83)	\$ (2.27)	\$ (2.27)	\$ (2.90)	\$ (2.90)	\$ (2.22)	\$ (2.22)	\$ (2.15)	\$ (2.28)
Net asset value - End of year	\$ 93.60	\$ 93.77	\$ 90.04	\$ 90.02	\$ 76.49	\$ 76.31	\$ 91.65	\$ 91.21	\$ 75.47	\$ 74.93
Total Return⁽²⁾	7.56%	7.78%	21.00%	21.26%	(13.80%)	(13.58%)	24.44%	24.76%	0.24%	0.46%
Ratios/Supplemental Data										
Net assets, end of year (000's omitted)	\$18,951	\$105,165	\$13,038	\$115,803	\$ 7,645	\$103,168	\$7,226	\$141,082	\$4,486	\$124,685
Ratios (as a percentage of average daily net assets): ⁽³⁾										
Total expenses	0.94%	0.74%	0.88%	0.68%	0.89% ⁽⁶⁾	0.69% ⁽⁶⁾	0.91%	0.68%	1.26%	0.98%
Net expenses	0.68%	0.48%	0.69%	0.48%	0.74% ⁽⁶⁾	0.49% ⁽⁶⁾	0.73%	0.48%	1.19%	0.97%
Net investment income	1.80%	2.05%	2.52%	2.87%	2.37%	2.67%	2.18%	2.49%	2.11%	2.50%
Portfolio Turnover	9%	9%	7%	7%	6%	6%	3%	3%	22%	22%

(See related footnotes.)

Financial Highlights (continued)

	Calvert VP Investment Grade Bond Index Portfolio									
	Year Ended December 31,									
	2020		2019		2018		2017		2016	
	Class F	Class I	Class F	Class I	Class F	Class I	Class F	Class I	Class F	Class I
Net asset value - Beginning of year	\$54.97	\$ 55.68	\$52.48	\$ 53.01	\$54.53	\$ 54.93	\$54.36	\$ 54.60	\$54.79	\$ 54.84
Income (Loss) From Operations										
Net investment income ⁽¹⁾	\$ 1.15	\$ 1.34	\$ 1.33	\$ 1.50	\$ 1.36	\$ 1.50	\$ 1.30	\$ 1.44	\$ 1.19	\$ 1.33
Net realized and unrealized gain (loss)	2.74	2.74	2.95	2.96	(1.72)	(1.73)	0.44	0.46	0.09	0.08
Total income (loss) from operations	\$ 3.89	\$ 4.08	\$ 4.28	\$ 4.46	\$ (0.36)	\$ (0.23)	\$ 1.74	\$ 1.90	\$ 1.28	\$ 1.41
Less Distributions										
From net investment income	\$(1.69)	\$(1.69)	\$(1.79)	\$(1.79)	\$(1.69)	\$(1.69)	\$(1.57)	\$(1.57)	\$(1.71)	\$(1.65)
Total distributions	\$(1.69)	\$(1.69)	\$(1.79)	\$(1.79)	\$(1.69)	\$(1.69)	\$(1.57)	\$(1.57)	\$(1.71)	\$(1.65)
Net asset value -End of year	\$57.17	\$ 58.07	\$54.97	\$ 55.68	\$52.48	\$ 53.01	\$54.53	\$ 54.93	\$54.36	\$ 54.60
Total Return⁽²⁾	7.09%	7.34%	8.15%	8.41%	(0.61%)	(0.37%)	3.21%	3.49%	2.36%	2.59%
Ratios/Supplemental Data										
Net assets, end of year (000's omitted)	\$3,966	\$144,073	\$1,265	\$140,169	\$ 461	\$139,729	\$ 495	\$166,650	\$ 206	\$166,414
Ratios (as a percentage of average daily net assets): ⁽³⁾										
Total expenses	0.72%	0.47%	0.68%	0.43%	0.69%	0.44%	1.21%	0.45%	3.18%	0.54%
Net expenses	0.57%	0.32%	0.57%	0.32%	0.57%	0.32%	0.57%	0.32%	0.71%	0.46%
Net investment income	2.00%	2.30%	2.42%	2.71%	2.57%	2.81%	2.37%	2.60%	2.09%	2.34%
Portfolio Turnover	23%	23%	10%	10%	7%	7%	14%	14%	10%	10%

⁽¹⁾ Computed using average shares outstanding.

⁽²⁾ Returns are historical and are calculated by determining the percentage change in net asset value with all distributions reinvested and do not reflect fees and expenses imposed by variable annuity contracts or variable life insurance policies. If included, total return would be lower.

⁽³⁾ Total expenses do not reflect amounts reimbursed and/or waived by the adviser and certain of its affiliates, if applicable. Net expenses are net of all reductions and represent the net expenses paid by the Fund.

⁽⁴⁾ During the year ended December 31, 2016, the Fund incurred sales of \$55,737,177 to realign the combined portfolio in connection with the reorganization of Calvert VP Large Cap Core Portfolio into the Fund on September 23, 2016. These sales were excluded from the portfolio turnover calculation.

⁽⁵⁾ During the year ended December 31, 2016, the Fund incurred sales of \$9,332,219 to realign the combined portfolio in connection with the reorganization of Calvert VP Natural Resources Portfolio into the Fund on September 23, 2016. These sales were excluded from the portfolio turnover calculation.

⁽⁶⁾ Includes interest expense of 0.01%.



More Information

About the Funds: More information is available in the Statement of Additional Information. The Statement of Additional Information is incorporated by reference into this Prospectus. Additional information about each Fund's investments is available in the annual and semiannual reports (collectively, the "reports"). In the annual report, you will find a discussion of the market conditions and investment strategies that significantly affected each Fund's performance during the past fiscal year. You may obtain free copies of the Statement of Additional Information and the reports on Calvert's website at www.calvert.com or by contacting the principal underwriter:

Eaton Vance Distributors, Inc.
Two International Place
Boston, MA 02110
1-800-368-2745
website: www.calvert.com

Information about each Fund (including the Statement of Additional Information and reports) is available on the EDGAR database on the SEC's website at www.sec.gov, and copies of this information may be obtained, after paying a duplicating fee, by electronic request at the following email address: publicinfo@sec.gov.

Beginning on January 1, 2021, as permitted by regulations adopted by the Securities and Exchange Commission, you may not receive paper copies of each Fund's annual and semi-annual shareholder reports from the insurance company or plan sponsor unless you specifically request paper copies. Instead, the reports will be made available on a website and you will be notified by mail each time a report is posted and provided with a website address to access the report. Instructions for requesting paper copies will be provided by the insurance company, plan sponsor or your financial intermediary, as applicable. Please contact the insurance company, plan sponsor or your financial intermediary, as applicable, or follow instructions included with this disclosure, if any, for more information.

The Funds' Investment Company Act No. is 811-03101.

24157 5.1.21

© 2021 Calvert Research and Management

Printed on recycled paper.